

PRICE LIST

GENERAL

'18



POWERED
BY **SUN**

IN & OUT



PROUDLY MADE IN ITALY

AR|KEMA
DESIGN
MADE IN ITALY

INDEX

SOLAR SHOWERS

HAPPY - HAPPY XL	PAG.	11
HAPPY FIVE, HAPPY BEACH	PAG.	12
BIG HAPPY, BIG HAPPY FIVE	PAG.	13
HAPPY GO	PAG.	14
JOLLY PLUS	PAG.	19
JOLLY PLUS	PAG.	20
JOLLY	PAG.	27
JOLLY S	PAG.	28
BIG JOLLY	PAG.	29
SPRING, SPRING S	PAG.	30
DADA	PAG.	31
DADA S	PAG.	32
JOLLY GO	PAG.	33
ENERGY PRO	PAG.	35

SOLAR COLLECTORS

HOT BALL	PAG.	37
SOLAR COLLECTORS	PAG.	38

TRADITIONAL SHOWERS

FUNNY YIN/YANG	PAG.	42
SHOWER HEAD (YIN)	PAG.	43
SPRING PLUS	PAG.	48
JOLLY-JOLLY S	PAG.	51
SPRING	PAG.	53
DADA	PAG.	54
DADA S	PAG.	55
JOLLY FONTANA/LAVAPIEDI/GO	PAG.	57

SHOWER BASE	PAG.	62
-------------	------	----

CLAMPING SYSTEM SCREW-BASED FASTENING SYSTEM ANTI LIMESCALE FILTER	PAG.	63
--	------	----

SERENDIPITY

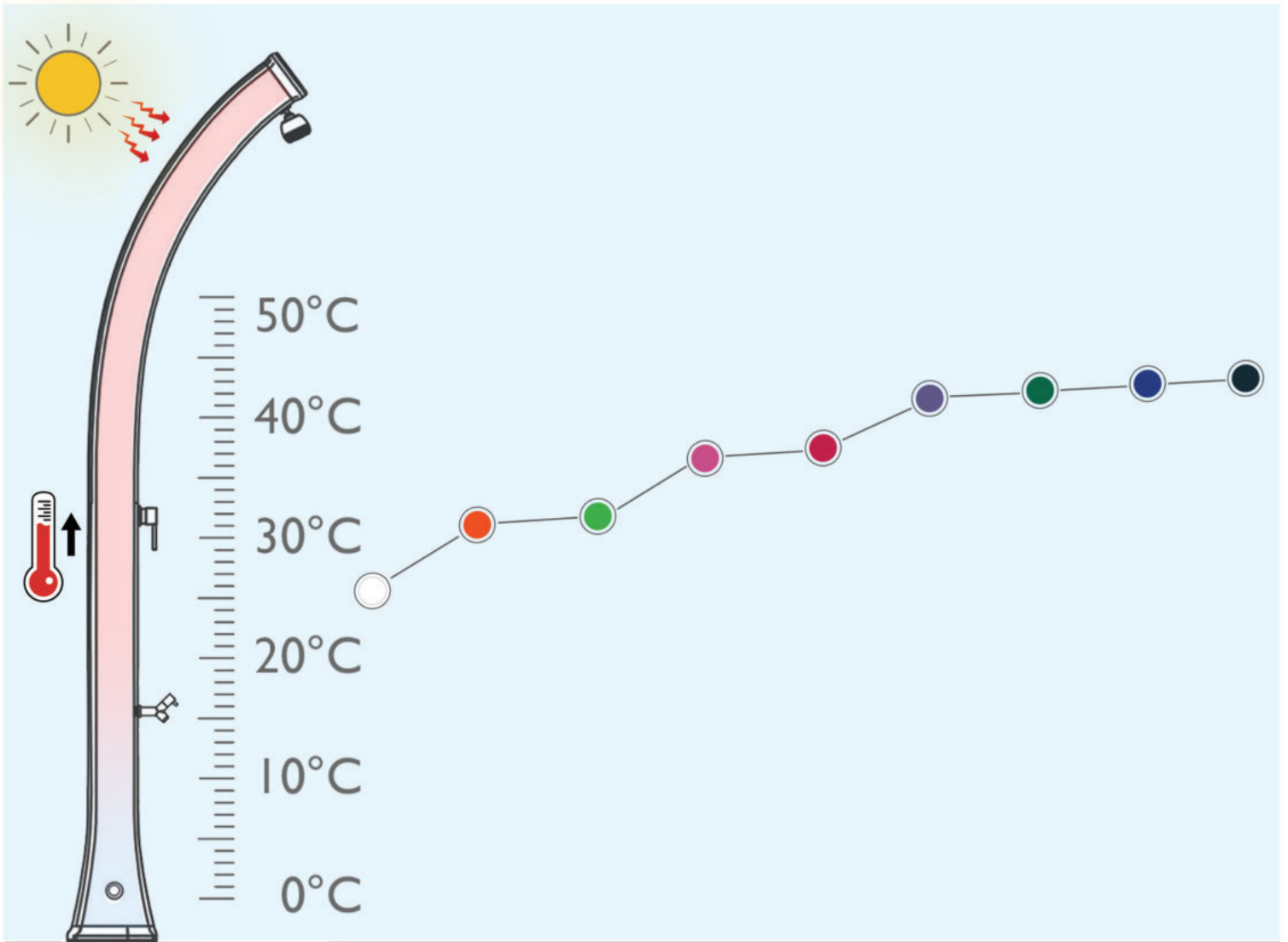
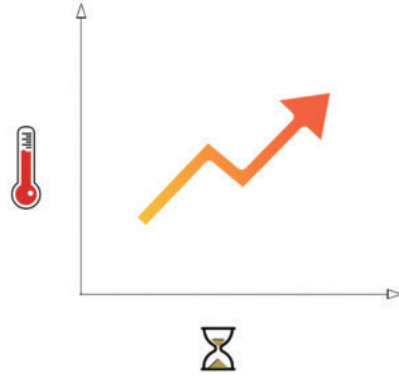
SERENDIPITY	PAG.	70
-------------	------	----

MEASUREMENTS ARE EXPRESSED IN CM
PRICES ARE EXPRESSED IN EURO

SOLAR SHOWER HEATING TEST

TEST CONDITIONS:

Day: 07/08/2016 - 11:30 AM
Outdoor temperature: 27 ° C
Atmospheric conditions: sunshine without wind
Inlet water temperature: 12 ° C
Exposure of retro solar shower: South



SOLAR SHOWER HEATING TEST

Made with an outside temperature of 27 °C

At the same external temperature conditions, the yield may be varied dictated by the many variants such as: humidity in the air, wind, clouds, precipitation; so the data is to be considered purely indicative.

MODELS	DESCRIPTION	WATER HEAT ON EXIT °C		
		10 minuts	30 minuts	60 minuts
H120 / 7016	HAPPY ANTHRACITE	26°C	30°C	34°C
H120 / 9003	HAPPY WHITE	24°C	25°C	26°C
A520 / 7016	JOLLY ANTHRACITE	29°C	31°C	36°C
A520 / 9001	JOLLY SAND	26°C	28°C	30°C
A100 / 7016	SPRING ANTHRACITE	29°C	36°C	42°C
A100 / 9001	SPRING SAND	26°C	29°C	32°C
D300 / 7016	DADA ANTHRACITE	29°C	36°C	41°C
D300 / 9001	DADA SAND	26°C	28°C	31°C
A920 / 7016	ENERGY PRO ANTHRACITE	31°C	34°C	38°C
A920 / 9001	ENERGY PRO SAND	24°C	26°C	29°C
C50	SOLAR COLLECTOR 40 LT.	31°C	34°C	41°C

COLORS

The colors can refer indicatively to RAL codes

	ANTHRACITE	RAL 7016	
	VIOLET	RAL 4005	
	ORANGE	RAL 2009	
	CHERRY	RAL 3027	
	GREEN	RAL 6016	
	LIGHT GREEN	RAL 6018	(only polyethylene)
	FUXIA	RAL 4003	
	WHITE	RAL 9003	(only polyethylene)
	BLUE	RAL 5002	(only polyethylene)
	BLU	RAL 5012	(only aluminum)
	SABBIA	RAL 9001	(only aluminum)
	INOX PAINTING	RAL 9007	(only Jolly - Spring - Luxury)
	ANODIZED		(only Dada)
	Custom colors and special finishes		contact our offices


SOLAR SHOWERS




SOLAR SHOWERS IN POLYETHYLENE

H100
H120
H400
H420
H300
H320
F500
F520
F530
F560
F600
F620
HG140



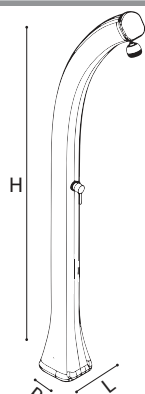


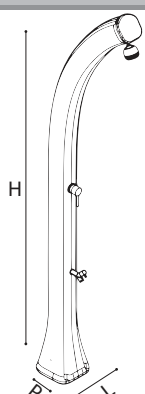


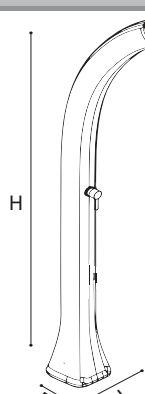
ARKEMA
DESIGN
MADE IN ITALY

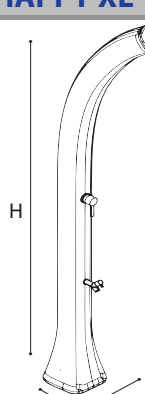
SOLAR SHOWERS

POLYETHYLENE

MODEL	DIMENSIONS	DESCRIPTION	COLORS	€
HAPPY  H100 Minimum order 30 pieces	H 215 P 19 L 17 25 LITERS 1 PARCEL KG 7 H 40 P 22 L 223	<input checked="" type="checkbox"/> HOT/COLD MIXER <input type="checkbox"/> <input type="checkbox"/> <input type="checkbox"/> MASS-COLOURED BODY: POLYETHYLENE HD ACCESSORIES: CHROMED	STANDARD <input type="checkbox"/> ANTHRACITE <input type="checkbox"/> WHITE <input type="checkbox"/> GREEN <input type="checkbox"/> BLUE	190 190
			UPON REQUEST WITHOUT EXTRA COSTS <input type="checkbox"/> VIOLET <input type="checkbox"/> ORANGE <input type="checkbox"/> CHERRY <input type="checkbox"/> FUXIA <input type="checkbox"/> LIGHT GREEN SPECIAL FINISHING <input type="checkbox"/>	

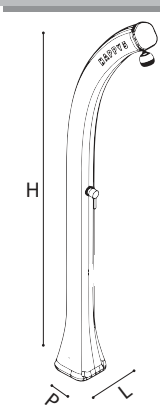
HAPPY  H120 Minimum order 30 pieces	H 215 P 19 L 17 25 LITRES 1 PARCEL KG 8 H 40 P 22 L 223	<input checked="" type="checkbox"/> HOT/COLD MIXER <input checked="" type="checkbox"/> FOOT WASHER <input type="checkbox"/> <input type="checkbox"/> MASS-COLOURED BODY: POLYETHYLENE HD ACCESSORIES: CHROMED	STANDARD <input type="checkbox"/> ANTHRACITE <input type="checkbox"/> WHITE <input type="checkbox"/> GREEN <input type="checkbox"/> BLUE	230 230
			UPON REQUEST WITHOUT EXTRA COSTS <input type="checkbox"/> VIOLET <input type="checkbox"/> ORANGE <input type="checkbox"/> CHERRY <input type="checkbox"/> FUXIA <input type="checkbox"/> LIGHT GREEN SPECIAL FINISHING <input type="checkbox"/>	

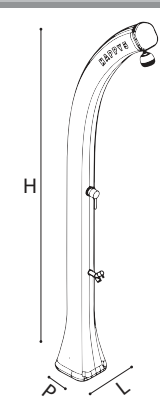
HAPPY XL  H400	H 220 P 26 L 24.5 44 LITRES 1 PARCEL KG 12 H 50 P 26 L 230	<input checked="" type="checkbox"/> HOT/COLD MIXER <input type="checkbox"/> <input type="checkbox"/> MASS-COLOURED BODY: POLYETHYLENE HD ACCESSORIES: CHROMED	STANDARD <input type="checkbox"/> ANTHRACITE <input type="checkbox"/> WHITE <input type="checkbox"/> GREEN <input type="checkbox"/> BLUE	250 250
			UPON REQUEST WITHOUT EXTRA COSTS <input type="checkbox"/> VIOLET <input type="checkbox"/> ORANGE <input type="checkbox"/> CHERRY <input type="checkbox"/> FUXIA <input type="checkbox"/> LIGHT GREEN SPECIAL FINISHING <input type="checkbox"/>	

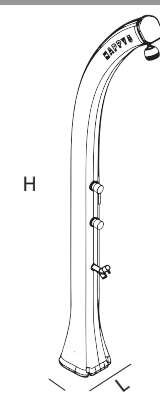
HAPPY XL  H420	H 220 P 26 L 24.5 44 LITRES 1 PARCEL KG 13 H 50 P 26 L 230	<input checked="" type="checkbox"/> HOT/COLD MIXER <input checked="" type="checkbox"/> FOOT WASHER <input type="checkbox"/> <input type="checkbox"/> MASS-COLOURED BODY: POLYETHYLENE HD ACCESSORIES: CHROMED	STANDARD <input type="checkbox"/> ANTHRACITE <input type="checkbox"/> WHITE <input type="checkbox"/> GREEN <input type="checkbox"/> BLUE	290 290
			UPON REQUEST WITHOUT EXTRA COSTS <input type="checkbox"/> VIOLET <input type="checkbox"/> ORANGE <input type="checkbox"/> CHERRY <input type="checkbox"/> FUXIA <input type="checkbox"/> LIGHT GREEN SPECIAL FINISHING <input type="checkbox"/>	

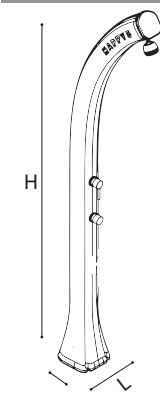
SOLAR SHOWERS

POLYETHYLENE

MODEL	DIMENSIONS	DESCRIPTION	COLORS	€
HAPPY FIVE  F500	H P L 217 21.5 19.5 28 LITRES 1 PARCEL KG 8 H P L 233 44 26,5	<input checked="" type="checkbox"/> HOT/COLD MIXER <input type="checkbox"/> <input type="checkbox"/> <input type="checkbox"/> MASS-COLOURED BODY: POLYETHYLENE HD ACCESSORIES: CHROMED	STANDARD <input type="checkbox"/> ANTHRACITE <input type="checkbox"/> WHITE <input type="checkbox"/> GREEN <input type="checkbox"/> BLUE	230
			UPON REQUEST WITHOUT EXTRA COSTS <input type="checkbox"/> VIOLET <input type="checkbox"/> ORANGE <input type="checkbox"/> CHERRY <input type="checkbox"/> FUXIA <input type="checkbox"/> LIGHT GREEN SPECIAL FINISHING <input type="checkbox"/>	

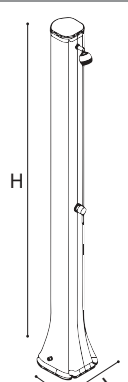
HAPPY FIVE  F520	H P L 217 21.5 19.5 28 LITRES 1 PARCEL KG 9 H P L 233 44 26,5	<input checked="" type="checkbox"/> HOT/COLD MIXER <input checked="" type="checkbox"/> FOOT WASHER <input type="checkbox"/> <input type="checkbox"/> MASS-COLOURED BODY: POLYETHYLENE HD ACCESSORIES: CHROMED	STANDARD <input type="checkbox"/> ANTHRACITE <input type="checkbox"/> WHITE <input type="checkbox"/> GREEN <input type="checkbox"/> BLUE	270
			UPON REQUEST WITHOUT EXTRA COSTS <input type="checkbox"/> VIOLET <input type="checkbox"/> ORANGE <input type="checkbox"/> CHERRY <input type="checkbox"/> FUXIA <input type="checkbox"/> LIGHT GREEN SPECIAL FINISHING <input type="checkbox"/>	

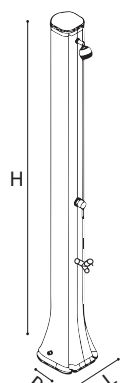
HAPPY BEACH  F530	H P L 217 21.5 19.5 28 LITRES 1 PARCEL KG 9 H P L 233 44 26,5	<input checked="" type="checkbox"/> HOT/COLD MIXER <input checked="" type="checkbox"/> FOOT WASHER <input checked="" type="checkbox"/> TEMPORIZED MIXER <input type="checkbox"/> MASS-COLOURED BODY: POLYETHYLENE HD ACCESSORIES: CHROMED	STANDARD <input type="checkbox"/> ANTHRACITE <input type="checkbox"/> WHITE <input type="checkbox"/> GREEN <input type="checkbox"/> BLUE	380
			UPON REQUEST WITHOUT EXTRA COSTS <input type="checkbox"/> VIOLET <input type="checkbox"/> ORANGE <input type="checkbox"/> CHERRY <input type="checkbox"/> FUXIA <input type="checkbox"/> LIGHT GREEN SPECIAL FINISHING <input type="checkbox"/>	

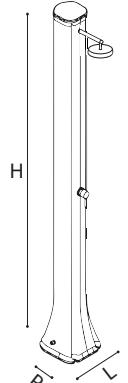
HAPPY BEACH  F560	H P L 217 21.5 19.5 28 LITRES 1 PARCEL KG 8 H P L 233 44 26,5	<input checked="" type="checkbox"/> HOT/COLD MIXER <input type="checkbox"/> <input checked="" type="checkbox"/> TEMPORIZED MIXER <input type="checkbox"/> MASS-COLOURED BODY: POLYETHYLENE HD ACCESSORIES: CHROMED	STANDARD <input type="checkbox"/> ANTHRACITE <input type="checkbox"/> WHITE <input type="checkbox"/> GREEN <input type="checkbox"/> BLUE	340
			UPON REQUEST WITHOUT EXTRA COSTS <input type="checkbox"/> VIOLET <input type="checkbox"/> ORANGE <input type="checkbox"/> CHERRY <input type="checkbox"/> FUXIA <input type="checkbox"/> LIGHT GREEN SPECIAL FINISHING <input type="checkbox"/>	

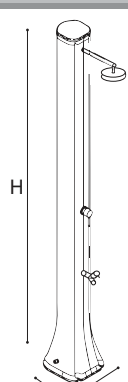
SOLAR SHOWERS

POLYETHYLENE

MODEL	DIMENSIONS	DESCRIPTION	COLORS	€
BIG HAPPY H300 	H P L 215 29 26 40 LITRES 1 PARCEL KG 10 H P L 33 26 220	<input checked="" type="checkbox"/> HOT/COLD MIXER <input type="checkbox"/> <input checked="" type="checkbox"/> STATIONARY WATER INLET MASS-COLOURED BODY : POLYETHYLENE HD ACCESSORIES : CHROMED	STANDARD <input type="checkbox"/> ANTHRACITE <input type="checkbox"/> WHITE <input type="checkbox"/> GREEN <input type="checkbox"/> BLUE	230 230
			UPON REQUEST WITHOUT EXTRA COSTS <input type="checkbox"/> VIOLET <input type="checkbox"/> ORANGE <input type="checkbox"/> CHERRY <input type="checkbox"/> FUXIA <input type="checkbox"/> LIGHT GREEN SPECIAL FINISHING <input type="checkbox"/>	

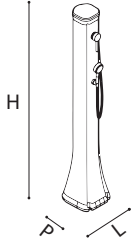
BIG HAPPY H320 	H P L 215 29 26 40 LITRES 1 PARCEL KG 11 H P L 33 26 220	<input checked="" type="checkbox"/> HOT/COLD MIXER <input checked="" type="checkbox"/> FOOT WASHER <input checked="" type="checkbox"/> STATIONARY WATER INLET <input checked="" type="checkbox"/> SHOWER HEAD MASS-COLOURED BODY : POLYETHYLENE HD ACCESSORIES : CHROMED	STANDARD <input type="checkbox"/> ANTHRACITE <input type="checkbox"/> WHITE <input type="checkbox"/> GREEN <input type="checkbox"/> BLUE	270 270
			UPON REQUEST WITHOUT EXTRA COSTS <input type="checkbox"/> VIOLET <input type="checkbox"/> ORANGE <input type="checkbox"/> CHERRY <input type="checkbox"/> FUXIA <input type="checkbox"/> LIGHT GREEN SPECIAL FINISHING <input type="checkbox"/>	

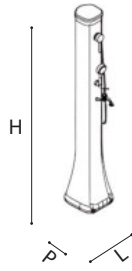
BIG HAPPY FIVE F600 	H P L 215 29 26 40 LITRES 1 PARCEL KG 10 H P L 33 26 220	<input checked="" type="checkbox"/> HOT/COLD MIXER <input type="checkbox"/> <input checked="" type="checkbox"/> ADJUSTABLE WATER INLET <input checked="" type="checkbox"/> SHOWER HEAD MASS-COLOURED BODY : POLYETHYLENE HD ACCESSORIES : CHROMED	STANDARD <input type="checkbox"/> ANTHRACITE <input type="checkbox"/> WHITE <input type="checkbox"/> GREEN <input type="checkbox"/> BLUE	280 280
			UPON REQUEST WITHOUT EXTRA COSTS <input type="checkbox"/> VIOLET <input type="checkbox"/> ORANGE <input type="checkbox"/> CHERRY <input type="checkbox"/> FUXIA <input type="checkbox"/> LIGHT GREEN SPECIAL FINISHING <input type="checkbox"/>	

BIG HAPPY FIVE F620 	H P L 215 29 26 40 LITRES 1 PARCEL KG 11 H P L 33 26 220	<input checked="" type="checkbox"/> HOT/COLD MIXER <input checked="" type="checkbox"/> FOOT WASHER <input checked="" type="checkbox"/> ADJUSTABLE WATER INLET <input checked="" type="checkbox"/> SHOWER HEAD MASS-COLOURED BODY : POLYETHYLENE HD ACCESSORIES : CHROMED	STANDARD <input type="checkbox"/> ANTHRACITE <input type="checkbox"/> WHITE <input type="checkbox"/> GREEN <input type="checkbox"/> BLUE	320 320
			UPON REQUEST WITHOUT EXTRA COSTS <input type="checkbox"/> VIOLET <input type="checkbox"/> ORANGE <input type="checkbox"/> CHERRY <input type="checkbox"/> FUXIA <input type="checkbox"/> LIGHT GREEN SPECIAL FINISHING <input type="checkbox"/>	










SOLAR SHOWERS

POLYETHYLENE

MODEL	DIMENSIONS	DESCRIPTION	COLORS	€
HAPPY GO HG140 	H W L 120 29 26 23 LITRES 1 PARCEL KG 9 H P L 32 28 126	<input checked="" type="checkbox"/> HOT/COLD MIXER <input type="checkbox"/> <input type="checkbox"/> <input checked="" type="checkbox"/> HAND SHOWER MASS-COLOURED BODY : POLYETHYLENE HD ACCESSORIES : CHROMED	STANDARD <input type="checkbox"/> ANTHRACITE <input type="checkbox"/> WHITE <input type="checkbox"/> GREEN <input type="checkbox"/> BLUE UPON REQUEST WITHOUT EXTRA COSTS <input type="checkbox"/> VIOLET <input type="checkbox"/> ORANGE <input type="checkbox"/> CHERRY <input type="checkbox"/> FUXIA <input type="checkbox"/> LIGHT GREEN SPECIAL FINISHING <input type="checkbox"/>	220 220
		<input type="checkbox"/>	220	

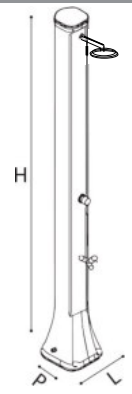
HAPPY GO HG180 	H P L 120 29 26 23 LITRES 1 PARCEL KG 9 H P L 32 28 126	<input checked="" type="checkbox"/> HOT/COLD MIXER <input type="checkbox"/> <input checked="" type="checkbox"/> HOSE CONNECTOR <input checked="" type="checkbox"/> HAND SHOWER MASS-COLOURED BODY : POLYETHYLENE HD ACCESSORIES : CHROMED	DI SERIE <input type="checkbox"/> ANTHRACITE <input type="checkbox"/> WHITE UPON REQUEST WITHOUT EXTRA COSTS <input type="checkbox"/> VIOLET <input type="checkbox"/> ORANGE <input type="checkbox"/> CHERRY <input type="checkbox"/> FUXIA <input type="checkbox"/> LIGHT GREEN SPECIAL FINISHING <input type="checkbox"/>	260 260
		<input type="checkbox"/>	260	

FOR THE COLORS PLEASE MAKE REFERENCE APPROXIMATELY TO RAL

								
7016 ANTHRACITE	4005 VIOLET	2009 ORANGE	3027 CHERRY	6016 GREEN	6018 LIGHT GREEN	4003 FUXIA	9003 WHITE	5002 BLUE

INSERTS

SPECIAL FINISHING

MODEL	DIMENSIONS	DESCRIPTION	COLORS	€
BIG HAPPY H300/90 	H P L 215 29 26 40 LITRES 1 PARCEL KG 11 H P L 32 26 220	WITH INOX BAND AVAILABLE IN VERSION <input type="checkbox"/> H300 MIXER <input type="checkbox"/> H320 MIXER+FOOTWASHER	STANDARD <input type="checkbox"/> ANTHRACITE	380 420
		MASS-COLOURED BODY : POLYETHYLENE HD ACCESSORIES : CHROMED		

BIG HAPPY INOX BAND

H320/90 MIXER + LAVAPIEDI



SOLAR SHOWERS IN POLYETHYLENE LUXURY

B500

B520

B530

B540

B560

B100

B120

B130

B140

B150





LUXURY



LUXURY

B500
JOLLY PLUS



B520
JOLLY PLUS




B530
JOLLY PLUS



B540
JOLLY PLUS



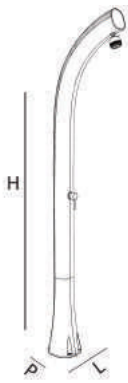
B560
JOLLY PLUS

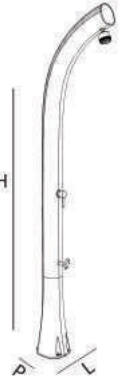


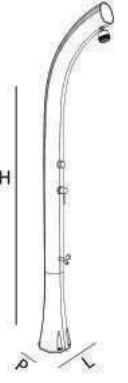
ARKEMA
DESIGN
MADE IN ITALY

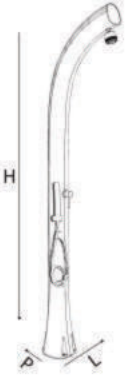
SOLAR SHOWERS


LUXURY

MODEL	DIMENSIONS	DESCRIPTION	COLORS	€
JOLLY PLUS  B500	H P L 225 21 20 30 LITRES	<input checked="" type="checkbox"/> HOT/COLD MIXER <input type="checkbox"/> <input type="checkbox"/> <input type="checkbox"/>	STANDARD <input type="checkbox"/> ANTHRACITE <input type="checkbox"/> WHITE <input type="checkbox"/> GREEN <input type="checkbox"/> BLUE UPON REQUEST WITHOUT EXTRA COSTS <input type="checkbox"/> VIOLET <input type="checkbox"/> ORANGE <input type="checkbox"/> CHERRY <input type="checkbox"/> FUXIA	300
				1 PARCEL KG 9 H P L 43 23 231 MASS-COLOURED BODY: POLYETHYLENE HD ACCESSORIES: CHROMED
				80

JOLLY PLUS  B520	H P L 225 21 20 30 LITRES	<input checked="" type="checkbox"/> HOT/COLD MIXER <input checked="" type="checkbox"/> FOOT WASHER <input type="checkbox"/> <input type="checkbox"/>	STANDARD <input type="checkbox"/> ANTHRACITE <input type="checkbox"/> WHITE <input type="checkbox"/> GREEN <input type="checkbox"/> BLUE UPON REQUEST WITHOUT EXTRA COSTS <input type="checkbox"/> VIOLET <input type="checkbox"/> ORANGE <input type="checkbox"/> CHERRY <input type="checkbox"/> FUXIA	350
				1 PARCEL KG 10 H P L 43 23 231 MASS-COLOURED BODY: POLYETHYLENE HD ACCESSORIES: CHROMED
				80

JOLLY PLUS  B530	H P L 225 21 20 30 LITRES	<input checked="" type="checkbox"/> HOT/COLD MIXER <input checked="" type="checkbox"/> FOOT WASHER <input checked="" type="checkbox"/> TEMPORIZED MIXER <input type="checkbox"/>	STANDARD <input type="checkbox"/> ANTHRACITE <input type="checkbox"/> WHITE <input type="checkbox"/> GREEN <input type="checkbox"/> BLUE UPON REQUEST WITHOUT EXTRA COSTS <input type="checkbox"/> VIOLET <input type="checkbox"/> ORANGE <input type="checkbox"/> CHERRY <input type="checkbox"/> FUXIA	450
				1 PARCEL KG 10 H P L 43 23 231 MASS-COLOURED BODY: POLYETHYLENE HD ACCESSORIES: CHROMED
				80

JOLLY PLUS  B540	H W L 225 21 20 30 LITRES	<input checked="" type="checkbox"/> HOT/COLD MIXER <input type="checkbox"/> <input type="checkbox"/> <input checked="" type="checkbox"/> HAND SHOWER	STANDARD <input type="checkbox"/> ANTHRACITE <input type="checkbox"/> WHITE <input type="checkbox"/> GREEN <input type="checkbox"/> BLUE UPON REQUEST WITHOUT EXTRA COSTS <input type="checkbox"/> VIOLET <input type="checkbox"/> ORANGE <input type="checkbox"/> CHERRY <input type="checkbox"/> FUXIA	400
				1 PARCEL KG 11 H P L 43 23 231 MASS-COLOURED BODY: POLYETHYLENE HD ACCESSORIES: CHROMED
				80

MODEL	DIMENSIONS	DESCRIPTION	COLORS	€
JOLLY PLUS 	B560 H P L 225 21 20 30 LITRES 1 PARCEL KG 9 H P L 43 23 231	<input type="checkbox"/> HOT/COLD MIXER <input type="checkbox"/> <input type="checkbox"/> TEMPORIZED MIXER <input type="checkbox"/> MASS-COLOURED BODY: POLYETHYLENE HD ACCESSORIES: CHROMED	STANDARD <input type="checkbox"/> ANTHRACITE <input type="checkbox"/> WHITE <input type="checkbox"/> GREEN <input type="checkbox"/> BLUE UPON REQUEST WITHOUT EXTRA COST <input type="checkbox"/> VIOLET <input type="checkbox"/> ORANGE <input type="checkbox"/> CHERRY <input type="checkbox"/> FUXIA	400
			SPECIAL FINISHING <input type="checkbox"/> EXTRA FOR INOX PAINTING	80



PROUDLY MADE IN ITALY

HAPPY BEACH
F530



BIG HAPPY FIVE
F620





SOLAR SHOWERS IN ALUMINUM

A500 D300

A520 D320

A530 D330

A560 D340

A600 D350

A620 D400

A630 D420

A660 D430

A300 D440

A320 D450

A330 A920


A100 A930


A120 JG140


A200


A220







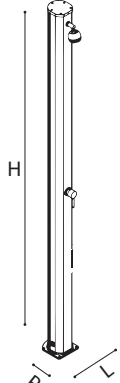


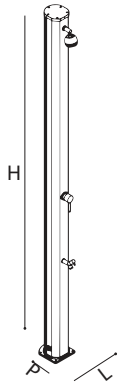


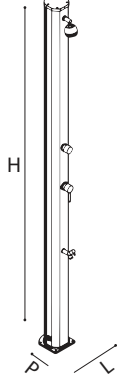
ARKEMA
DESIGN
MADE IN ITALY

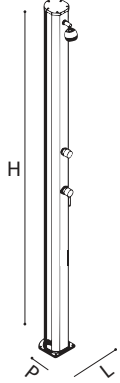
SOLAR SHOWERS

ALUMINUM

MODEL	DIMENSIONS	DESCRIPTION	COLORS	€
JOLLY S  A600	H 229 P 16.5 L 15 25 LITRES 1 PARCEL KG 11 H 32 P 20 L 232	<input checked="" type="checkbox"/> HOT/COLD MIXER <input type="checkbox"/> <input type="checkbox"/> <input type="checkbox"/> POWDER COATING BODY : ALUMINUM ACCESSORIES : CHROMED	STANDARD <input type="checkbox"/> ANTHRACITE <input type="checkbox"/> SAND <input type="checkbox"/> GREEN <input type="checkbox"/> BLUE UPON REQUEST WITHOUT EXTRA COSTS <input type="checkbox"/> VIOLET <input type="checkbox"/> ORANGE <input type="checkbox"/> CHERRY <input type="checkbox"/> FUXIA SPECIAL FINISHING <input type="checkbox"/> EXTRA FOR INOX PAINTING	350 350 80

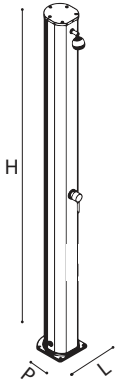
JOLLY S  A620	H 229 P 16.5 L 15 25 LITRES 1 PARCEL KG 12 H 32 P 20 L 232	<input checked="" type="checkbox"/> HOT/COLD MIXER <input checked="" type="checkbox"/> FOOT WASHER <input type="checkbox"/> <input type="checkbox"/> POWDER COATING BODY : ALUMINUM ACCESSORIES : CHROMED	STANDARD <input type="checkbox"/> ANTHRACITE <input type="checkbox"/> SAND <input type="checkbox"/> GREEN <input type="checkbox"/> BLUE UPON REQUEST WITHOUT EXTRA COSTS <input type="checkbox"/> VIOLET <input type="checkbox"/> ORANGE <input type="checkbox"/> CHERRY <input type="checkbox"/> FUXIA SPECIAL FINISHING <input type="checkbox"/> EXTRA FOR INOX PAINTING	400 400 80
---	--	---	--	--------------------------

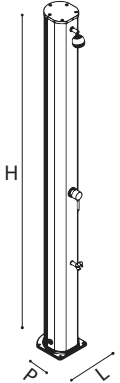
JOLLY S  A630	H 229 P 16.5 L 15 25 LITRES 1 PARCEL KG 12 H 32 P 20 L 232	<input checked="" type="checkbox"/> HOT/COLD MIXER <input checked="" type="checkbox"/> FOOT WASHER <input checked="" type="checkbox"/> TEMPORIZED MIXER <input type="checkbox"/> POWDER COATING BODY : ALUMINUM ACCESSORIES : CHROMED	STANDARD <input type="checkbox"/> ANTHRACITE <input type="checkbox"/> SAND <input type="checkbox"/> GREEN <input type="checkbox"/> BLUE UPON REQUEST WITHOUT EXTRA COSTS <input type="checkbox"/> VIOLET <input type="checkbox"/> ORANGE <input type="checkbox"/> CHERRY <input type="checkbox"/> FUXIA SPECIAL FINISHING <input type="checkbox"/> EXTRA FOR INOX PAINTING	550 550 80
--	--	---	--	--------------------------

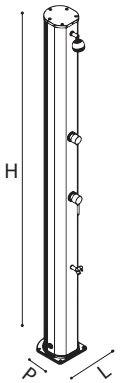
JOLLY S  A660	H 229 P 16.5 L 15 25 LITRES 1 PARCEL KG 11 H 32 P 20 L 232	<input checked="" type="checkbox"/> HOT/COLD MIXER <input type="checkbox"/> <input checked="" type="checkbox"/> TEMPORIZED MIXER <input type="checkbox"/> POWDER COATING BODY : ALUMINUM ACCESSORIES : CHROMED	STANDARD <input type="checkbox"/> ANTHRACITE <input type="checkbox"/> SAND <input type="checkbox"/> GREEN <input type="checkbox"/> BLUE UPON REQUEST WITHOUT EXTRA COSTS <input type="checkbox"/> VIOLET <input type="checkbox"/> ORANGE <input type="checkbox"/> CHERRY <input type="checkbox"/> FUXIA SPECIAL FINISHING <input type="checkbox"/> EXTRA FOR INOX PAINTING	500 500 80
--	--	--	--	--------------------------

SOLAR SHOWERS

ALUMINUM

MODEL	DIMENSIONS	DESCRIPTION	COLORS	€
BIG JOLLY A300 	H 229 P 20 L 18.5 40 LITRES 1 PARCEL KG 14 H 32 P 20 L 232	<input checked="" type="checkbox"/> HOT/COLD MIXER <input type="checkbox"/> <input type="checkbox"/> <input type="checkbox"/> POWDER COATING BODY : ALUMINUM ACCESSORIES : CHROMED	STANDARD <input type="checkbox"/> ANTHRACITE <input type="checkbox"/> SAND <input type="checkbox"/> GREEN <input type="checkbox"/> BLUE	440
			UPON REQUEST WITHOUT EXTRA COSTS <input type="checkbox"/> VIOLET <input type="checkbox"/> ORANGE <input type="checkbox"/> CHERRY <input type="checkbox"/> FUXIA	
			SPECIAL FINISHING <input checked="" type="checkbox"/> EXTRA FOR INOX PAINTING	80

BIG JOLLY A320 	H 229 P 20 L 18.5 40 LITRES 1 PARCEL KG 15 H 32 P 20 L 232	<input checked="" type="checkbox"/> HOT/COLD MIXER <input checked="" type="checkbox"/> FOOT WASHER <input type="checkbox"/> <input type="checkbox"/> POWDER COATING BODY : ALUMINUM ACCESSORIES : CHROMED	STANDARD <input type="checkbox"/> ANTHRACITE <input type="checkbox"/> SAND <input type="checkbox"/> GREEN <input type="checkbox"/> BLUE	490
			UPON REQUEST WITHOUT EXTRA COSTS <input type="checkbox"/> VIOLET <input type="checkbox"/> ORANGE <input type="checkbox"/> CHERRY <input type="checkbox"/> FUXIA	
			SPECIAL FINISHING <input checked="" type="checkbox"/> EXTRA FOR INOX PAINTING	80

BIG JOLLY A330 	H 229 P 20 L 18.5 40 LITRES 1 PARCEL KG 15 H 32 P 20 L 232	<input checked="" type="checkbox"/> HOT/COLD MIXER <input checked="" type="checkbox"/> FOOT WASHER <input checked="" type="checkbox"/> TEMPORIZED MIXER <input type="checkbox"/> POWDER COATING BODY : ALUMINUM ACCESSORIES : CHROMED	STANDARD <input type="checkbox"/> ANTHRACITE <input type="checkbox"/> SAND <input type="checkbox"/> GREEN <input type="checkbox"/> BLUE	640
			UPON REQUEST WITHOUT EXTRA COSTS <input type="checkbox"/> VIOLET <input type="checkbox"/> ORANGE <input type="checkbox"/> CHERRY <input type="checkbox"/> FUXIA	
			SPECIAL FINISHING <input checked="" type="checkbox"/> EXTRA FOR INOX PAINTING	80

GENERAL INFORMATION

FOR THE COLORS PLEASE MAKE REFERENCE APPROXIMATELY TO RAL

							
7016 ANTHRACITE	4005 VIOLET	2009 ORANGE	3027 CHERRY	6016 GREEN	4003 FUXIA	9001 SAND	5012 BLUE

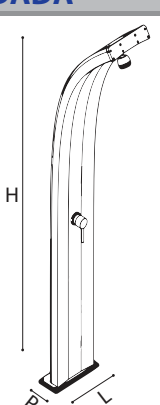
INSERTS

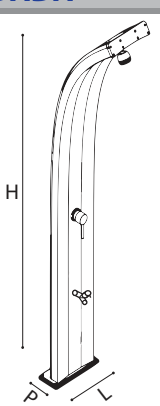
SPECIAL FINISHING

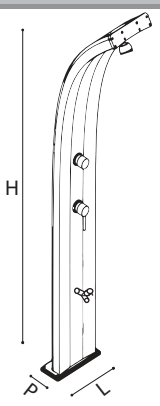
	INOX PAINTING
---	---------------

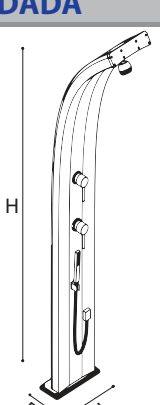
SOLAR SHOWERS

ALUMINUM

MODEL	DIMENSIONS	DESCRIPTION	COLORS	€
DADA  D300	H 225 P 14 L 34 40 LITRES 1 PARCEL KG 21 H 43 P 35 L 230	<input type="checkbox"/> HOT/COLD MIXER <input type="checkbox"/> <input type="checkbox"/> <input type="checkbox"/> POWDER COATING BODY : ALUMINUM ACCESSORIES : CHROMED	STANDARD <input type="checkbox"/> ANTHRACITE <input type="checkbox"/> SAND <input type="checkbox"/> GREEN <input type="checkbox"/> BLUE UPON REQUEST WITHOUT EXTRA COST <input type="checkbox"/> VIOLET <input type="checkbox"/> ORANGE <input type="checkbox"/> CHERRY <input type="checkbox"/> FUXIA	950
			SPECIAL FINISHING <input type="checkbox"/> EXTRA FOR INOX ANODIZED VERSION	250
			<input type="checkbox"/> INOX ANODIZED BAND	50

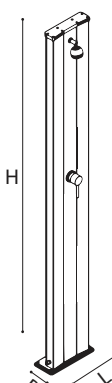
DADA  D320	H 225 P 14 L 34 40 PARCEL 1 COLLO KG 22 H 43 P 35 L 230	<input type="checkbox"/> HOT/COLD MIXER <input type="checkbox"/> FOOT WASHER <input type="checkbox"/> <input type="checkbox"/> POWDER COATING BODY : ALUMINUM ACCESSORIES : CHROMED	STANDARD <input type="checkbox"/> ANTHRACITE <input type="checkbox"/> SAND <input type="checkbox"/> GREEN <input type="checkbox"/> BLUE UPON REQUEST WITHOUT EXTRA COST <input type="checkbox"/> VIOLET <input type="checkbox"/> ORANGE <input type="checkbox"/> CHERRY <input type="checkbox"/> FUXIA	1000
			SPECIAL FINISHING <input type="checkbox"/> EXTRA FOR INOX ANODIZED VERSION	250
			<input type="checkbox"/> INOX ANODIZED BAND	50

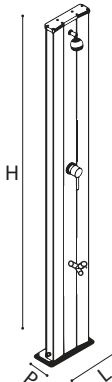
DADA  D330	H 225 P 14 L 34 40 LITRES 1 PARCEL KG 22 H 43 P 35 L 230	<input type="checkbox"/> HOT/COLD MIXER <input type="checkbox"/> FOOT WASHER <input type="checkbox"/> TEMPORIZED MIXER <input type="checkbox"/> POWDER COATING BODY : ALUMINUM ACCESSORIES : CHROMED	STANDARD <input type="checkbox"/> ANTHRACITE <input type="checkbox"/> SAND <input type="checkbox"/> GREEN <input type="checkbox"/> BLUE UPON REQUEST WITHOUT EXTRA COST <input type="checkbox"/> VIOLET <input type="checkbox"/> ORANGE <input type="checkbox"/> CHERRY <input type="checkbox"/> FUXIA	1150
			SPECIAL FINISHING <input type="checkbox"/> EXTRA FOR INOX ANODIZED VERSION	250
			<input type="checkbox"/> INOX ANODIZED BAND	50

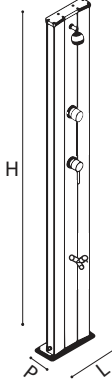
DADA  D340	H 225 P 15 L 34 40 LITRES 1 PARCEL KG 22 H 43 P 35 L 230	<input type="checkbox"/> HOT/COLD MIXER <input type="checkbox"/> <input type="checkbox"/> DIVERTER <input type="checkbox"/> HAND SHOWER POWDER COATING BODY : ALUMINUM ACCESSORIES : CHROMED	STANDARD <input type="checkbox"/> ANTHRACITE <input type="checkbox"/> SAND <input type="checkbox"/> GREEN <input type="checkbox"/> BLUE UPON REQUEST WITHOUT EXTRA COST <input type="checkbox"/> VIOLET <input type="checkbox"/> ORANGE <input type="checkbox"/> CHERRY <input type="checkbox"/> FUXIA	1200
			SPECIAL FINISHING <input type="checkbox"/> EXTRA FOR INOX ANODIZED VERSION	250
			<input type="checkbox"/> INOX ANODIZED BAND	50

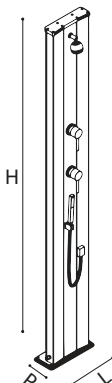
SOLAR SHOWERS

ALUMINUM

MODEL	DIMENSIONS	DESCRIPTION	COLORS	€
DADA S D400 	H 229 P 14 L 34 40 LITRES 1 PARCEL KG 19 H 23 P 36 L 232	<input checked="" type="checkbox"/> HOT/COLD MIXER <input type="checkbox"/> <input type="checkbox"/> <input type="checkbox"/> POWDER COATING BODY : ALUMINUM ACCESSORIES : CHROMED	STANDARD <input type="checkbox"/> ANTHRACITE <input type="checkbox"/> SAND <input type="checkbox"/> GREEN <input type="checkbox"/> BLUE UPON REQUEST WITHOUT EXTRA COSTS <input type="checkbox"/> VIOLET <input type="checkbox"/> ORANGE <input type="checkbox"/> CHERRY <input type="checkbox"/> FUXIA	900
			SPECIAL FINISHING <input checked="" type="checkbox"/> EXTRA FOR INOX ANODIZED VERSION <input type="checkbox"/> INOX ANODIZED BAND	900
			<input checked="" type="checkbox"/> EXTRA FOR INOX ANODIZED VERSION	250
			<input checked="" type="checkbox"/> INOX ANODIZED BAND	50

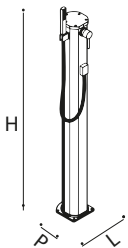
DADA S D420 	H 229 P 14 L 34 40 LITRES 1 PARCEL KG 20 H 23 P 36 L 232	<input checked="" type="checkbox"/> HOT/COLD MIXER <input checked="" type="checkbox"/> FOOT WASHER <input type="checkbox"/> <input type="checkbox"/> POWDER COATING BODY : ALUMINUM ACCESSORIES : CHROMED	STANDARD <input type="checkbox"/> ANTHRACITE <input type="checkbox"/> SAND <input type="checkbox"/> GREEN <input type="checkbox"/> BLUE UPON REQUEST WITHOUT EXTRA COSTS <input type="checkbox"/> VIOLET <input type="checkbox"/> ORANGE <input type="checkbox"/> CHERRY <input type="checkbox"/> FUXIA	950
			SPECIAL FINISHING <input checked="" type="checkbox"/> EXTRA FOR INOX ANODIZED VERSION <input type="checkbox"/> INOX ANODIZED BAND	950
			<input checked="" type="checkbox"/> EXTRA FOR INOX ANODIZED VERSION	250
			<input checked="" type="checkbox"/> INOX ANODIZED BAND	50

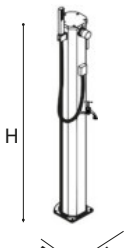
DADA S D430 	H 229 P 14 L 34 40 LITRES 1 PARCEL KG 20 H 23 P 36 L 232	<input checked="" type="checkbox"/> HOT/COLD MIXER <input checked="" type="checkbox"/> FOOT WASHER <input checked="" type="checkbox"/> TEMPORIZED MIXER <input type="checkbox"/> POWDER COATING BODY : ALUMINUM ACCESSORIES : CHROMED	STANDARD <input type="checkbox"/> ANTHRACITE <input type="checkbox"/> SAND <input type="checkbox"/> GREEN <input type="checkbox"/> BLUE UPON REQUEST WITHOUT EXTRA COSTS <input type="checkbox"/> VIOLET <input type="checkbox"/> ORANGE <input type="checkbox"/> CHERRY <input type="checkbox"/> FUXIA	1100
			SPECIAL FINISHING <input checked="" type="checkbox"/> EXTRA FOR INOX ANODIZED VERSION <input type="checkbox"/> INOX ANODIZED BAND	1100
			<input checked="" type="checkbox"/> EXTRA FOR INOX ANODIZED VERSION	250
			<input checked="" type="checkbox"/> INOX ANODIZED BAND	50

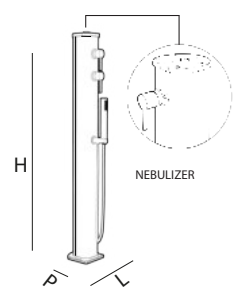
DADA S D440 	H 229 P 14 L 34 40 LITRES 1 PARCEL KG 20 H 23 P 36 L 232	<input checked="" type="checkbox"/> HOT/COLD MIXER <input type="checkbox"/> <input checked="" type="checkbox"/> DIVERTER <input checked="" type="checkbox"/> HAND SHOWER POWDER COATING BODY : ALUMINUM ACCESSORIES : CHROMED	STANDARD <input type="checkbox"/> ANTHRACITE <input type="checkbox"/> SAND <input type="checkbox"/> GREEN <input type="checkbox"/> BLUE UPON REQUEST WITHOUT EXTRA COSTS <input type="checkbox"/> VIOLET <input type="checkbox"/> ORANGE <input type="checkbox"/> CHERRY <input type="checkbox"/> FUXIA	1150
			SPECIAL FINISHING <input checked="" type="checkbox"/> EXTRA FOR INOX ANODIZED VERSION <input type="checkbox"/> INOX ANODIZED BAND	1150
			<input checked="" type="checkbox"/> EXTRA FOR INOX ANODIZED VERSION	250
			<input checked="" type="checkbox"/> INOX ANODIZED BAND	50

FOUNTAINS

ALUMINUM










MODEL	DIMENSIONS	DESCRIPTION	COLORS	€
JOLLY GO JG140 	H 115 P 20 L 18.5 20 LITRES 1 PARCEL KG 9 H 29 P 21 L 118	HOT/COLD MIXER <input type="checkbox"/> <input type="checkbox"/> <input checked="" type="checkbox"/> HANDSHOWER <input type="checkbox"/> POWDER COATING BODY : ALUMINUM ACCESSORIES : CHROMED	<input type="checkbox"/> ANTHRACITE <input type="checkbox"/> WHITE <input type="checkbox"/> GREEN <input type="checkbox"/> BLUE <input type="checkbox"/> VIOLET <input type="checkbox"/> ORANGE <input type="checkbox"/> CHERRY <input type="checkbox"/> FUXIA	380
				380

JOLLY GO JG180 	H 115 P 20 L 18.5 20 LITRES 1 PARCEL KG 9 H 29 P 21 L 118	<input checked="" type="checkbox"/> HOT/COLD MIXER <input type="checkbox"/> <input type="checkbox"/> <input checked="" type="checkbox"/> HAND SHOWER <input checked="" type="checkbox"/> HOSE CONNECTOR POWDER COATING BODY : ALUMINUM ACCESSORIES : CHROMED	<input type="checkbox"/> ANTHRACITE <input type="checkbox"/> WHITE <input type="checkbox"/> GREEN <input type="checkbox"/> BLUE <input type="checkbox"/> VIOLET <input type="checkbox"/> ORANGE <input type="checkbox"/> CHERRY <input type="checkbox"/> FUXIA	420
				420

JOLLY GO JG150 	H 128 P 16.5 L 15.5 12 LITRES 1 PARCEL KG 7 H 30.5 P 17 L 130	<input checked="" type="checkbox"/> HAND SHOWE <input checked="" type="checkbox"/> NEBULIZER <input type="checkbox"/> <input type="checkbox"/> <input type="checkbox"/> POWDER COATING BODY : ALLUMINIO ACCESSORIES : CHROMED	DI SERIE <input type="checkbox"/> ANTHRACITE <input type="checkbox"/> WHITE <input type="checkbox"/> GREEN <input type="checkbox"/> BLUE <input type="checkbox"/> VIOLET <input type="checkbox"/> ORANGE <input type="checkbox"/> CHERRY <input type="checkbox"/> FUXIA	390
				390

GENERAL INFOMATION

FOR THE COLORS PLEASE MAKE REFERENCE APPROXIMATELY TO RAL

								
7016 ANTHRACITE	4005 VIOLET	2009 ORANGE	3027 CHERRY	6016 GREEN	6018 LIGHT GREEN	4003 FUXIA	9003 WHITE	5012 BLUE

INSERTS

SPECIAL FINISHING

SOLAR SHOWERS PROFESSIONAL LINE

ENERGY PRO

A920

A930



A920
ENERGY PRO



A930
ENERGY PRO



MODEL	DIMENSION	DESCRIPTION	COLORS	€
ENERGY PRO A920 	H 226 P 18 L 42 75 LITRES 1 PARCEL KG 36 H 48 P 48 L 236	<input type="checkbox"/> HOT/COLD MIXER <input type="checkbox"/> FOOT WASHER <input type="checkbox"/> <input type="checkbox"/> POWDER COATING BODY: ALUMINUM ACCESSORIES: CHROMED	STANDARD <input type="checkbox"/> ANTRACITE <input type="checkbox"/> SAND UPON REQUEST WITHOUT EXTRA COSTS <input type="checkbox"/> <input type="checkbox"/> <input type="checkbox"/> <input type="checkbox"/> SPECIAL FINISHING <input type="checkbox"/> <input type="checkbox"/> <input type="checkbox"/>	1250

ENERGY PRO A930 	H 226 P 18 L 42 75 LITRES 1 PARCEL KG 36 H 48 P 48 L 236	<input type="checkbox"/> HOT/COLD MIXER <input type="checkbox"/> FOOT WASHER <input type="checkbox"/> TEMPORIZED MIXER <input type="checkbox"/> POWDER COATING BODY: ALUMINUM ACCESSORIES: CHROMED	STANDARD <input type="checkbox"/> ANTRACITE <input type="checkbox"/> SAND UPON REQUEST WITHOUT EXTRA COSTS <input type="checkbox"/> <input type="checkbox"/> <input type="checkbox"/> <input type="checkbox"/> SPECIAL FINISHING <input type="checkbox"/> <input type="checkbox"/> <input type="checkbox"/>	1400
--------------------------------------	--	--	--	-------------

GENERAL INFORMATION

FOR THE COLORS PLEASE MAKE REFERENCE APPROXIMATELY TO RAL

7016 ANTRACITE 9001 SAND


INSERTS

SPECIAL FINISHING

hot ball[®]




ECOLOGY, DESIGN AND SAVING
Hot Ball
Innovative solar system









HEAT YOUR SHOWER AND YOUR SWIMMING POOL!

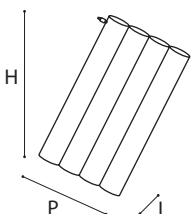
With HOT BALL solar collector, you can transform your traditional shower in a solar shower. You will be able to take a warm shower anytime you want, night and day, and with any weather conditions. The swimming pool version will allow you to have warm water in your outdoor pool at zero expenses.

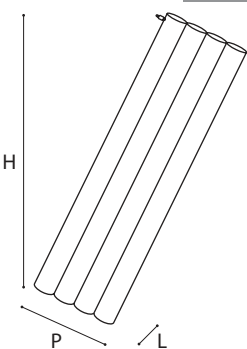
MODEL	DIMENSIONS	DESCRIPTION	COLORS	€
HOTBALL HB100 HB100/80 	H Ø 38 59 40 LITRES 1 PARCEL KG 15 H P L 60 60 40	HB100 FOR POOL	STANDARD <input type="checkbox"/> BLUE <input type="checkbox"/> GREEN <input type="checkbox"/> ANTHRACITE	280
		HB100/80 FOR POOL - HYBRIDA MASS-COLOURED BODY: POLYETHYLENE HD		380

HOTBALL HB110 	H Ø 38 59 40 LITRES 1 PARCEL KG 16 H P L 60 60 40	SHOWER AND SANITARY WATER MASS-COLOURED BODY: POLYETHYLENE HD	STANDARD <input type="checkbox"/> BLUE <input type="checkbox"/> GREEN <input type="checkbox"/> ANTHRACITE	340
--	---	--	--	------------

HOTBALL HB120 	H Ø 38 59 40 LITRES 1 PARCEL KG 18 H P L 60 60 40	SHOWER AND SANITARY WATER, SOLAR HYBRID OR ELECTRIC MASS-COLOURED BODY: POLYETHYLENE HD	STANDARD <input type="checkbox"/> BLUE <input type="checkbox"/> GREEN <input type="checkbox"/> ANTHRACITE ELECTRIC HEATING KIT D160 WITH CABLE AND CONNECTIONS IP65 	440
--	---	--	---	------------

MODEL	DIMENSIONS	DESCRIPTION	COLORS	€
ELECTRIC HEATING KIT D160 	1 PARCEL KG 3 H P L 40 10 10	ELECTRIC HEATING KIT FOR COLLECTOR SUITABLE FOR HB110 MODEL COMPLETE OF CABLE AND CONNECTIONS IP65 800 WATT 220/110 VOLT (USA)		100

SOLAR COLLECTOR C50 	H P L 115 12 40 40 LITRES 1 PARCEL KG 15 H P L 16 40 118	POWDER COATING BODY : ALUMINUM	STANDARD <input type="checkbox"/> ANTHRACITE	400
--	--	--	--	------------

SOLAR COLLECTOR C100 	H P L 220 12 40 75 LITRES 1 PARCEL KG 26 H P L 16 40 223	POWDER COATING BODY : ALUMINUM	STANDARD <input type="checkbox"/> ANTHRACITE	550
---	--	--	--	------------

TRADITIONAL SHOWERS

IN & OUT



TRADITIONAL SHOWERS IN POLYETHYLENE

T105 B105

T125 B125

T145 B135

T205 B145

T225 B155

T245



T305

T325

T345

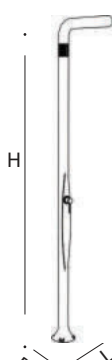


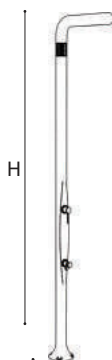
IN & OUT

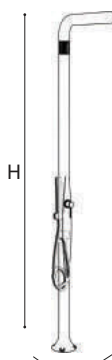


TRADITIONAL SHOWERS

POLYETHYLENE


MODEL	DIMENSIONS	DESCRIPTION	COLORS	€
FUNNY YANG T205 	H P L 210 17 7,5 1 PARCEL KG 7 H P L 56 18,5 219	<input checked="" type="checkbox"/> HOT/COLD MIXER <input type="checkbox"/> <input type="checkbox"/> <input type="checkbox"/> MASS-COLOURED BODY: POLYETHYLENE HD ACCESSORIES: CHROMED	STANDARD <input type="checkbox"/> ANTHRACITE <input type="checkbox"/> WHITE UPON REQUEST WITHOUT EXTRA COSTS <input type="checkbox"/> VIOLET <input type="checkbox"/> BLUE <input type="checkbox"/> CHERRY	230
			SPECIAL FINISHING <input checked="" type="checkbox"/> EXTRA FOR INOX PAINTING	230
			80	


FUNNY YANG T225 	H P L 210 17 7,5 1 PARCEL KG 6 H P L 56 18,5 219	<input checked="" type="checkbox"/> HOT/COLD MIXER <input checked="" type="checkbox"/> FOOT WASHER <input type="checkbox"/> <input type="checkbox"/> MASS-COLOURED BODY: POLYETHYLENE HD ACCESSORIES: CHROMED	STANDARD <input type="checkbox"/> ANTHRACITE <input type="checkbox"/> WHITE UPON REQUEST WITHOUT EXTRA COSTS <input type="checkbox"/> VIOLET <input type="checkbox"/> BLUE <input type="checkbox"/> CHERRY	270
			SPECIAL FINISHING <input checked="" type="checkbox"/> EXTRA FOR INOX PAINTING	270
			80	


FUNNY YANG T245 	H P L 210 17 7,5 1 PARCEL KG 6 H P L 56 18,5 219	<input checked="" type="checkbox"/> HOT/COLD MIXER <input type="checkbox"/> <input checked="" type="checkbox"/> HAND SHOWER <input type="checkbox"/> MASS-COLOURED BODY: POLYETHYLENE HD ACCESSORIES: CHROMED	STANDARD <input type="checkbox"/> ANTHRACITE <input type="checkbox"/> WHITE UPON REQUEST WITHOUT EXTRA COSTS <input type="checkbox"/> VIOLET <input type="checkbox"/> BLUE <input type="checkbox"/> CHERRY	290
			SPECIAL FINISHING <input checked="" type="checkbox"/> EXTRA FOR INOX PAINTING	290
			80	

TRADITIONAL SHOWERS

POLYETHYLENE


MODEL	DIMENSIONS	DESCRIPTION	COLORS	€
FUNNY YIN T105 	H P L 232 17 7,5 1 PARCEL KG 6 H P L 52 18,5 234	<input checked="" type="checkbox"/> HOT/COLD MIXER <input type="checkbox"/> <input type="checkbox"/> <input type="checkbox"/> MASS-COLOURED BODY: POLYETHYLENE HD ACCESSORIES: CHROMED	STANDARD <input type="checkbox"/> ANTHRACITE <input type="checkbox"/> WHITE UPON REQUEST WITHOUT EXTRA COSTS <input type="checkbox"/> VIOLET <input type="checkbox"/> BLUE <input type="checkbox"/> CHERRY	220
			SPECIAL FINISHING <input checked="" type="checkbox"/> EXTRA FOR INOX PAINTING	220
				80


FUNNY YIN T125 	H P L 232 17 7,5 1 PARCEL KG 7 H P L 52 18,5 234	<input checked="" type="checkbox"/> HOT/COLD MIXER <input checked="" type="checkbox"/> FOOT WASHER <input type="checkbox"/> <input type="checkbox"/> MASS-COLOURED BODY: POLYETHYLENE HD ACCESSORIES: CHROMED	STANDARD <input type="checkbox"/> ANTHRACITE <input type="checkbox"/> WHITE UPON REQUEST WITHOUT EXTRA COSTS <input type="checkbox"/> VIOLET <input type="checkbox"/> BLUE <input type="checkbox"/> CHERRY	260
			SPECIAL FINISHING <input checked="" type="checkbox"/> EXTRA FOR INOX PAINTING	260
				80


FUNNY YIN T145 	H P L 232 17 7,5 1 PARCEL KG 7 H P L 52 18,5 234	<input checked="" type="checkbox"/> HOT/COLD MIXER <input type="checkbox"/> <input checked="" type="checkbox"/> HAND SHOWER <input type="checkbox"/> MASS-COLOURED BODY: POLYETHYLENE HD ACCESSORIES: CHROMED	STANDARD <input type="checkbox"/> ANTHRACITE <input type="checkbox"/> WHITE UPON REQUEST WITHOUT EXTRA COSTS <input type="checkbox"/> VIOLET <input type="checkbox"/> BLUE <input type="checkbox"/> CHERRY	280
			SPECIAL FINISHING <input checked="" type="checkbox"/> EXTRA FOR INOX PAINTING	280
				80

TRADITIONAL SHOWERS

POLYETHYLENE

MODEL	DIMENSIONS	DIMENSIONS	COLORS	€
FUNNY YIN T305 	H P L 232 17 7,5	SHOWER HEAD Ø250 mm <input type="checkbox"/> MIXER HOT/COLD <input type="checkbox"/> <input type="checkbox"/> <input type="checkbox"/>	STANDARD <input type="checkbox"/> ANTRACITE <input type="checkbox"/> WHITE <input type="checkbox"/> <input type="checkbox"/> UPON REQUEST WITHOUT EXTRA COST <input type="checkbox"/> VIOLET <input type="checkbox"/> BLUE <input type="checkbox"/> CHERRY <input type="checkbox"/> INOX PAINTING	260 260 80
	1 PARCEL KG 7 H P L 52 18,5 234	MASS COLOURED BODY: POLYETHYLENE HD ACCESSORIES: CHROMED		

FUNNY YIN T325 	H P L 232 17 7,5	<input type="checkbox"/> HOT/COLD MIXER <input type="checkbox"/> FOOT WASHER <input type="checkbox"/> <input type="checkbox"/>	STANDARD <input type="checkbox"/> ANTHRACITE <input type="checkbox"/> WHITE UPON REQUEST WITHOUT EXTRA COSTS <input type="checkbox"/> VIOLET <input type="checkbox"/> BLUE <input type="checkbox"/> CHERRY SPECIAL FINISHING <input type="checkbox"/> EXTRA FOR INOX PAINTING	300 300 80
	1 PARCEL KG 7 H P L 52 18,5 234	MASS-COLOURED BODY: POLYETHYLENE HD ACCESSORIES: CHROMED		

FUNNY YIN T345 	H P L 232 17 7,5	SHOWER HEAD Ø250 mm <input type="checkbox"/> MIXER HOT/COLD <input type="checkbox"/> <input type="checkbox"/> HAND SHOWER <input type="checkbox"/>	STANDARD <input type="checkbox"/> ANTRACITE <input type="checkbox"/> WHITE <input type="checkbox"/> <input type="checkbox"/> UPON REQUEST WITHOUT EXTRA COST <input type="checkbox"/> VIOLET <input type="checkbox"/> BLUE <input type="checkbox"/> CHERRY <input type="checkbox"/> INOX PAINTING	320 320 80
	1 PARCEL KG 7 H P L 52 18,5 234	MASS COLOURED BODY: POLYETHYLENE HD ACCESSORIES: CHROMED		



PROUDLY MADE IN ITALY

TRADITIONAL SHOWERS IN POLYETHYLENE IN & OUT LUXURY

B105

B125

B135

B145

B155



B105
SPRING PLUS



B125
SPRING PLUS



B135
SPRING PLUS



B145
SPRING PLUS



B145
SPRING PLUS



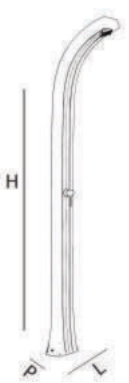
IN & OUT

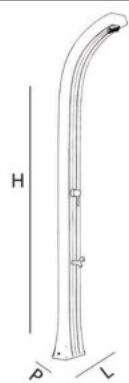
AR  EMA
DESIGN

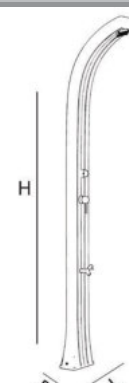
MADE IN ITALY

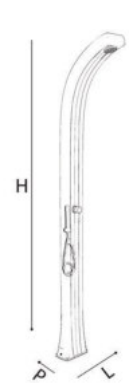
TRADITIONAL SHOWERS

POLYETHYLENE

MODEL	DIMENSIONS	DESCRIPTION	COLORS	€
SPRING PLUS B105 	H P L 224 12 22 1 PARCEL KG 11 H P L 32 23 230	CENTRAL BAND INOX PAINTING <input checked="" type="checkbox"/> HOT/COLD MIXER <input type="checkbox"/> <input type="checkbox"/> <input type="checkbox"/> MASS-COLOURED BODY : POLYETHYLENE HD ACCESSORIES : CHROMED	STANDARD <input type="checkbox"/> ANTHRACITE <input type="checkbox"/> WHITE <input type="checkbox"/> <input type="checkbox"/> UPON REQUEST WITHOUT EXTRA COSTS <input type="checkbox"/> VIOLET <input type="checkbox"/> ORANGE <input type="checkbox"/> CHERRY <input type="checkbox"/> FUXIA	450
			SPECIAL FINISHING <input checked="" type="checkbox"/> EXTRA FOR INOX PAINTING	450
			80	

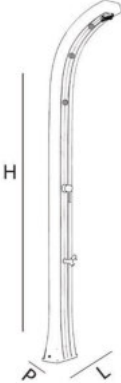
SPRING PLUS B125 	H P L 224 17 7,5 1 PARCEL KG 11 H P L 32 23 230	CENTRAL BAND INOX PAINTING <input checked="" type="checkbox"/> HOT/COLD MIXER <input checked="" type="checkbox"/> FOOT WASHER <input type="checkbox"/> <input type="checkbox"/> MASS-COLOURED BODY : POLYETHYLENE HD ACCESSORIES : CHROMED	STANDARD <input type="checkbox"/> ANTHRACITE <input type="checkbox"/> WHITE <input type="checkbox"/> <input type="checkbox"/> UPON REQUEST WITHOUT EXTRA COSTS <input type="checkbox"/> VIOLET <input type="checkbox"/> ORANGE <input type="checkbox"/> CHERRY <input type="checkbox"/> FUXIA	500
			SPECIAL FINISHING <input checked="" type="checkbox"/> EXTRA FOR INOX PAINTING	500
			80	

SPRING PLUS B135 	H P L 224 17 7,5 1 PARCEL KG 11 H P L 32 23 230	CENTRAL BAND INOX PAINTING <input checked="" type="checkbox"/> HOT/COLD MIXER <input checked="" type="checkbox"/> FOOT WASHER <input checked="" type="checkbox"/> TEMPORIZED MIXER <input type="checkbox"/> MASS-COLOURED BODY : POLYETHYLENE HD ACCESSORIES : CHROMED	STANDARD <input type="checkbox"/> ANTHRACITE <input type="checkbox"/> WHITE <input type="checkbox"/> <input type="checkbox"/> UPON REQUEST WITHOUT EXTRA COSTS <input type="checkbox"/> VIOLET <input type="checkbox"/> ORANGE <input type="checkbox"/> CHERRY <input type="checkbox"/> FUXIA	600
			SPECIAL FINISHING <input checked="" type="checkbox"/> EXTRA FOR INOX PAINTING	600
			80	

SPRING PLUS B145 	H P L 224 17 7,5 1 PARCEL KG 11 H P L 32 23 30	CENTRAL BAND INOX PAINTING <input checked="" type="checkbox"/> HOT/COLD MIXER <input type="checkbox"/> <input type="checkbox"/> <input checked="" type="checkbox"/> HANDSHOWER MASS-COLOURED BODY : POLYETHYLENE HD ACCESSORIES : CHROMED	STANDARD <input type="checkbox"/> ANTHRACITE <input type="checkbox"/> WHITE <input type="checkbox"/> <input type="checkbox"/> UPON REQUEST WITHOUT EXTRA COSTS <input type="checkbox"/> VIOLET <input type="checkbox"/> ORANGE <input type="checkbox"/> CHERRY <input type="checkbox"/> FUXIA	550
			SPECIAL FINISHING <input checked="" type="checkbox"/> EXTRA FOR INOX PAINTING	550
			80	










TRADITIONAL SHOWERS

POLYETHYLENE

MODEL	DIMENSIONS	DESCRIPTION	COLORS	€
SPRING PLUS B155 	H P L 224 12 22	CENTRAL BAND INOX PAINTING <input type="checkbox"/> HOT/COLD MIXER <input type="checkbox"/> <input type="checkbox"/> FOOT WASHER <input type="checkbox"/> NEBULIZERS	STANDARD <input type="checkbox"/> ANTHRACITE <input type="checkbox"/> WHITE UPON REQUEST WITHOUT <input type="checkbox"/> VIOLET <input type="checkbox"/> ORANGE <input type="checkbox"/> CHERRY <input type="checkbox"/> FUXIA	650
	1 PARCEL KG 11 H P L 44 25 230	MASS-COLOURED BODY : POLYETHYLENE HD ACCESSORIES : CHROMED	SPECIAL FINISHING <input type="checkbox"/> INOX PAINTING	80
				650

GENERAL INFORMATION

FOR THE COLORS PLEASE MAKE REFERENCE APPROXIMATELY TO RAL

								
7016 ANTHRACITE	4005 VIOLET	2009 ORANGE	3027 CHERRY	6016 GREEN	6018 LIGHT GREEN	4003 FUXIA	9003 WHITE	5002 BLUE

INSERTS

SPECIAL FINISHING

	VERNICIATA INOX
---	-----------------

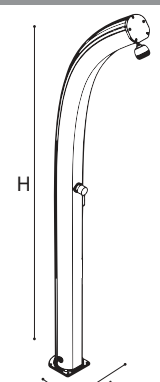
ALUMINUM TRADITIONAL IN & OUT SHOWERS

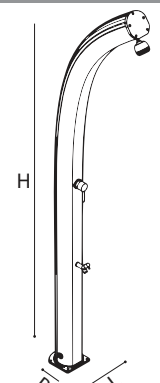


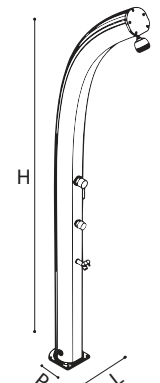
- | | |
|-------------|--------------|
| A505 | D305 |
| A525 | D325 |
| A535 | D335 |
| A565 | D345 |
| A605 | D355 |
| A625 | D405 |
| A635 | D425 |
| A665 | D435 |
| A105 | D445 |
| A125 | D455 |
| A205 | JG145 |
| A225 | A695 |
| | A685 |

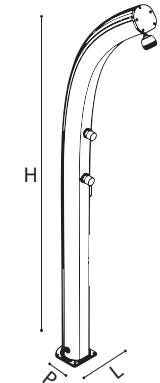
TRADITIONAL SHOWERS

ALUMINUM

MODEL	DIMENSIONS	DESCRIPTION	COLORS	€
JOLLY  A505	H 226 P 16.5 L 15	<input checked="" type="checkbox"/> HOT/COLD MIXER <input type="checkbox"/> <input type="checkbox"/> <input type="checkbox"/>	STANDARD <input type="checkbox"/> ANTHRACITE <input type="checkbox"/> SAND <input type="checkbox"/> GREEN <input type="checkbox"/> BLUE UPON REQUEST WITHOUT EXTRA COSTS <input type="checkbox"/> VIOLET <input type="checkbox"/> ORANGE <input type="checkbox"/> CHERRY <input type="checkbox"/> FUXIA SPECIAL FINISHING <input checked="" type="checkbox"/> EXTRA FOR INOX PAINTING	400 400 80
	1 PARCEL KG 12	POWDER COATING BODY : ALUMINUM ACCESSORIES : CHROMED		
	H 49 P 16 L 235			

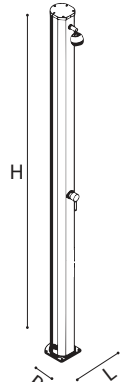
JOLLY  A525	H 226 P 16.5 L 15	<input checked="" type="checkbox"/> HOT/COLD MIXER <input checked="" type="checkbox"/> FOOT WASHER <input type="checkbox"/> <input type="checkbox"/>	STANDARD <input type="checkbox"/> ANTHRACITE <input type="checkbox"/> SAND <input type="checkbox"/> GREEN <input type="checkbox"/> BLUE UPON REQUEST WITHOUT EXTRA COSTS <input type="checkbox"/> VIOLET <input type="checkbox"/> ORANGE <input type="checkbox"/> CHERRY <input type="checkbox"/> FUXIA SPECIAL FINISHING <input checked="" type="checkbox"/> EXTRA FOR INOX PAINTING	450 450 80
	1 PARCEL KG 13	POWDER COATING BODY : ALUMINUM ACCESSORIES : CHROMED		
	H 49 P 16 L 235			

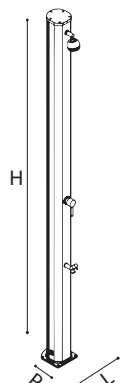
JOLLY  A535	H 226 P 16.5 L 15	<input checked="" type="checkbox"/> HOT/COLD MIXER <input checked="" type="checkbox"/> FOOT WASHER <input checked="" type="checkbox"/> TEMPORIZED MIXER <input type="checkbox"/>	STANDARD <input type="checkbox"/> ANTHRACITE <input type="checkbox"/> SAND <input type="checkbox"/> GREEN <input type="checkbox"/> BLUE UPON REQUEST WITHOUT EXTRA COSTS <input type="checkbox"/> VIOLET <input type="checkbox"/> ORANGE <input type="checkbox"/> CHERRY <input type="checkbox"/> FUXIA SPECIAL FINISHING <input checked="" type="checkbox"/> EXTRA FOR INOX PAINTING	600 600 80
	1 PARCEL KG 13	POWDER COATING BODY : ALUMINUM ACCESSORIES : CHROMED		
	H 49 P 16 L 235			

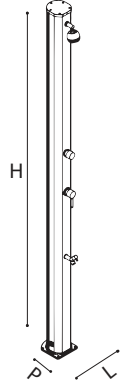
JOLLY  A565	H 226 P 16.5 L 15	<input checked="" type="checkbox"/> HOT/COLD MIXER <input type="checkbox"/> <input checked="" type="checkbox"/> TEMPORIZED MIXER <input type="checkbox"/>	STANDARD <input type="checkbox"/> ANTHRACITE <input type="checkbox"/> SAND <input type="checkbox"/> GREEN <input type="checkbox"/> BLUE UPON REQUEST WITHOUT EXTRA COSTS <input type="checkbox"/> VIOLET <input type="checkbox"/> ORANGE <input type="checkbox"/> CHERRY <input type="checkbox"/> FUXIA SPECIAL FINISHING <input checked="" type="checkbox"/> EXTRA FOR INOX PAINTING	550 550 80
	1 PARCEL KG 12	POWDER COATING BODY : ALUMINUM ACCESSORIES : CHROMED		
	H 49 P 16 L 235			

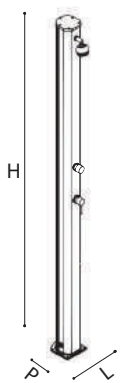
TRADITIONAL SHOWERS

ALUMINUM

MODEL	DIMENSIONS	DESCRIPTION	COLORS	€
JOLLY S A605 	H 229 P 16.5 L 15 1 PARCEL KG 11 H 32 P 20 L 232	<input checked="" type="checkbox"/> HOT/COLD MIXER <input type="checkbox"/> <input type="checkbox"/> <input type="checkbox"/> POWDER COATING BODY : ALUMINUM ACCESSORIES : CHROMED	STANDARD <input type="checkbox"/> ANTHRACITE <input type="checkbox"/> SAND <input type="checkbox"/> GREEN <input type="checkbox"/> BLUE UPON REQUEST WITHOUT EXTRA COSTS <input type="checkbox"/> VIOLET <input type="checkbox"/> ORANGE <input type="checkbox"/> CHERRY <input type="checkbox"/> FUXIA SPECIAL FINISHING <input checked="" type="checkbox"/> EXTRA FOR INOX PAINTING	350 350 80
			SPECIAL FINISHING <input checked="" type="checkbox"/> EXTRA FOR INOX PAINTING	80

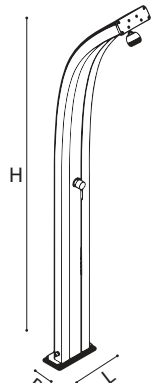
JOLLY S A625 	H 229 P 16.5 L 15 1 PARCEL KG 12 H 32 P 20 L 232	<input checked="" type="checkbox"/> HOT/COLD MIXER <input checked="" type="checkbox"/> FOOT WASHER <input type="checkbox"/> <input type="checkbox"/> POWDER COATING BODY : ALUMINUM ACCESSORIES : CHROMED	STANDARD <input type="checkbox"/> ANTHRACITE <input type="checkbox"/> SAND <input type="checkbox"/> GREEN <input type="checkbox"/> BLUE UPON REQUEST WITHOUT EXTRA COSTS <input type="checkbox"/> VIOLET <input type="checkbox"/> ORANGE <input type="checkbox"/> CHERRY <input type="checkbox"/> FUXIA SPECIAL FINISHING <input checked="" type="checkbox"/> EXTRA FOR INOX PAINTING	400 400 80
			SPECIAL FINISHING <input checked="" type="checkbox"/> EXTRA FOR INOX PAINTING	80

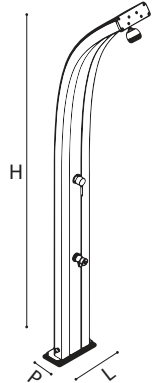
JOLLY S A635 	H 229 P 16.5 L 15 1 PARCEL KG 12 H 32 P 20 L 232	<input checked="" type="checkbox"/> HOT/COLD MIXER <input checked="" type="checkbox"/> FOOT WASHER <input checked="" type="checkbox"/> TEMPORIZED MIXER <input type="checkbox"/> POWDER COATING BODY : ALUMINUM ACCESSORIES : CHROMED	STANDARD <input type="checkbox"/> ANTHRACITE <input type="checkbox"/> SAND <input type="checkbox"/> GREEN <input type="checkbox"/> BLUE UPON REQUEST WITHOUT EXTRA COSTS <input type="checkbox"/> VIOLET <input type="checkbox"/> ORANGE <input type="checkbox"/> CHERRY <input type="checkbox"/> FUXIA SPECIAL FINISHING <input checked="" type="checkbox"/> EXTRA FOR INOX PAINTING	550 550 80
			SPECIAL FINISHING <input checked="" type="checkbox"/> EXTRA FOR INOX PAINTING	80

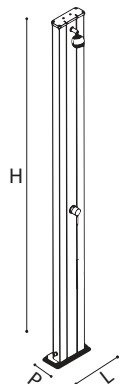
JOLLY S A665 	H 229 P 16.5 L 15 1 PARCEL KG 11 H 32 P 20 L 232	<input checked="" type="checkbox"/> HOT/COLD MIXER <input type="checkbox"/> <input checked="" type="checkbox"/> TEMPORIZED MIXER <input type="checkbox"/> POWDER COATING BODY : ALUMINUM ACCESSORIES : CHROMED	STANDARD <input type="checkbox"/> ANTHRACITE <input type="checkbox"/> SAND <input type="checkbox"/> GREEN <input type="checkbox"/> BLUE UPON REQUEST WITHOUT EXTRA COSTS <input type="checkbox"/> VIOLET <input type="checkbox"/> ORANGE <input type="checkbox"/> CHERRY <input type="checkbox"/> FUXIA SPECIAL FINISHING <input checked="" type="checkbox"/> EXTRA FOR INOX PAINTING	500 500 80
			SPECIAL FINISHING <input checked="" type="checkbox"/> EXTRA FOR INOX PAINTING	80

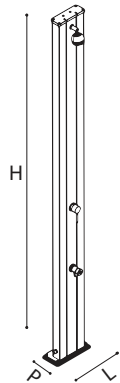
TRADITIONAL SHOWERS

ALUMINUM

MODEL	DIMENSIONS	DESCRIPTION	COLORS	€
SPRING A105 	H 224 P 12 L 26 1 PARCEL KG 14 H 230 P 27 L 42	<input checked="" type="checkbox"/> HOT/COLD MIXER <input type="checkbox"/> <input type="checkbox"/> <input type="checkbox"/> POWDER COATING BODY : ALUMINUM ACCESSORIES : CHROMED	STANDARD <input type="checkbox"/> ANTHRACITE <input type="checkbox"/> SAND <input type="checkbox"/> GREEN <input type="checkbox"/> BLUE UPON REQUEST WITHOUT EXTRA COSTS <input type="checkbox"/> VIOLET <input type="checkbox"/> ORANGE <input type="checkbox"/> CHERRY <input type="checkbox"/> FUXIA SPECIAL FINISHING <input checked="" type="checkbox"/> EXTRA FOR INOX PAINTING <input checked="" type="checkbox"/> INOX ANODIZED BAND	550 550 80 50

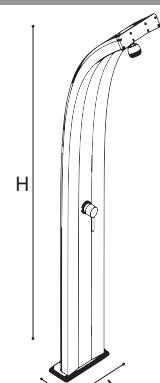
SPRING A125 	H 224 P 12 L 26 1 PARCEL KG 15 H 230 P 27 L 42	<input checked="" type="checkbox"/> HOT/COLD MIXER <input checked="" type="checkbox"/> FOOT WASHER <input type="checkbox"/> <input type="checkbox"/> POWDER COATING BODY : ALUMINUM ACCESSORIES : CHROMED	STANDARD <input type="checkbox"/> ANTHRACITE <input type="checkbox"/> SAND <input type="checkbox"/> GREEN <input type="checkbox"/> BLUE UPON REQUEST WITHOUT EXTRA COSTS <input type="checkbox"/> VIOLET <input type="checkbox"/> ORANGE <input type="checkbox"/> CHERRY <input type="checkbox"/> FUXIA SPECIAL FINISHING <input checked="" type="checkbox"/> EXTRA FOR INOX PAINTING <input checked="" type="checkbox"/> INOX ANODIZED BAND	600 600 80 50
--	---	---	---	--

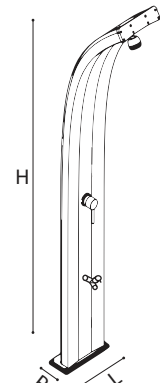
SPRING S A205 	H 228 P 12 L 26 1 PARCEL KG 15 H 232 P 32 L 20	<input checked="" type="checkbox"/> HOT/COLD MIXER <input type="checkbox"/> <input type="checkbox"/> <input type="checkbox"/> POWDER COATING BODY : ALUMINUM ACCESSORIES : CHROMED	STANDARD <input type="checkbox"/> ANTHRACITE <input type="checkbox"/> SAND <input type="checkbox"/> GREEN <input type="checkbox"/> BLUE UPON REQUEST WITHOUT EXTRA COSTS <input type="checkbox"/> VIOLET <input type="checkbox"/> ORANGE <input type="checkbox"/> CHERRY <input type="checkbox"/> FUXIA SPECIAL FINISHING <input checked="" type="checkbox"/> EXTRA FOR INOX PAINTING <input checked="" type="checkbox"/> INOX ANODIZED BAND	400 400 80 50
---	---	--	---	--

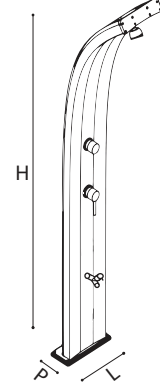
SPRING S A225 	H 228 P 12 L 26 1 PARCEL KG 16 H 232 P 32 L 20	<input checked="" type="checkbox"/> HOT/COLD MIXER <input checked="" type="checkbox"/> FOOT WASHER <input type="checkbox"/> <input type="checkbox"/> POWDER COATING BODY : ALUMINUM ACCESSORIES : CHROMED	STANDARD <input type="checkbox"/> ANTHRACITE <input type="checkbox"/> SAND <input type="checkbox"/> GREEN <input type="checkbox"/> BLUE UPON REQUEST WITHOUT EXTRA COSTS <input type="checkbox"/> VIOLET <input type="checkbox"/> ORANGE <input type="checkbox"/> CHERRY <input type="checkbox"/> FUXIA SPECIAL FINISHING <input checked="" type="checkbox"/> EXTRA FOR INOX PAINTING <input checked="" type="checkbox"/> INOX ANODIZED BAND	450 450 80 50
---	---	---	---	--

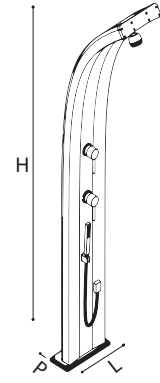
TRADITIONAL SHOWERS

ALUMINUM

MODEL	DIMENSIONS	DESCRIPTION	COLORS	€
DADA  D305	H 225 P 14 L 34 1 COLLO KG 21 H 43 P 35 L 230	<input checked="" type="checkbox"/> HOT/COLD MIXER <input type="checkbox"/> <input type="checkbox"/> <input type="checkbox"/>	STANDARD <input type="checkbox"/> ANTHRACITE <input type="checkbox"/> SAND <input type="checkbox"/> GREEN <input type="checkbox"/> BLUE	950
			UPON REQUEST WITHOUT EXTRA COSTS <input type="checkbox"/> VIOLET <input type="checkbox"/> ORANGE <input type="checkbox"/> CHERRY <input type="checkbox"/> FUXIA	950
			SPECIAL FINISHING	
			<input checked="" type="checkbox"/> EXTRA FOR INOX ANODIZED VERSION	250
			<input checked="" type="checkbox"/> INOX ANODIZED BAND	50

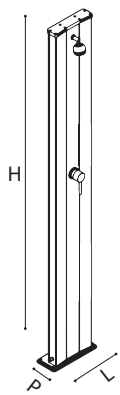
DADA  D325	H 225 P 14 L 34 1 PARCEL KG 22 H 43 P 35 L 230	<input checked="" type="checkbox"/> HOT/COLD MIXER <input checked="" type="checkbox"/> FOOT WASHER <input type="checkbox"/> <input type="checkbox"/>	STANDARD <input type="checkbox"/> ANTHRACITE <input type="checkbox"/> SAND <input type="checkbox"/> GREEN <input type="checkbox"/> BLUE	1000
			UPON REQUEST WITHOUT EXTRA COSTS <input type="checkbox"/> VIOLET <input type="checkbox"/> ORANGE <input type="checkbox"/> CHERRY <input type="checkbox"/> FUXIA	1000
			SPECIAL FINISHING	
			<input checked="" type="checkbox"/> EXTRA FOR INOX ANODIZED VERSION	250
			<input checked="" type="checkbox"/> INOX ANODIZED BAND	50

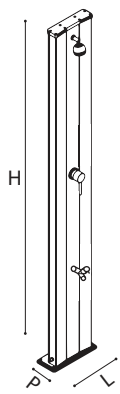
DADA  D335	H 225 P 14 L 34 1 PARCEL KG 22 H 43 P 35 L 230	<input checked="" type="checkbox"/> HOT/COLD MIXER <input checked="" type="checkbox"/> FOOT WASHER <input checked="" type="checkbox"/> TEMPORIZED MIXER <input type="checkbox"/>	STANDARD <input type="checkbox"/> ANTHRACITE <input type="checkbox"/> SAND <input type="checkbox"/> GREEN <input type="checkbox"/> BLUE	1150
			UPON REQUEST WITHOUT EXTRA COSTS <input type="checkbox"/> VIOLET <input type="checkbox"/> ORANGE <input type="checkbox"/> CHERRY <input type="checkbox"/> FUXIA	1150
			SPECIAL FINISHING	
			<input checked="" type="checkbox"/> EXTRA FOR INOX ANODIZED VERSION	250
			<input checked="" type="checkbox"/> INOX ANODIZED BAND	50

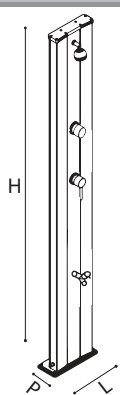
DADA  D345	H 225 P 14 L 34 1 PARCEL KG 22 H 43 P 35 L 230	<input checked="" type="checkbox"/> HOT/COLD MIXER <input type="checkbox"/> <input checked="" type="checkbox"/> DIVERTER <input checked="" type="checkbox"/> HAND SHOWER	STANDARD <input type="checkbox"/> ANTHRACITE <input type="checkbox"/> SAND <input type="checkbox"/> GREEN <input type="checkbox"/> BLUE	1200
			UPON REQUEST WITHOUT EXTRA COSTS <input type="checkbox"/> VIOLET <input type="checkbox"/> ORANGE <input type="checkbox"/> CHERRY <input type="checkbox"/> FUXIA	1200
			SPECIAL FINISHING	
			<input checked="" type="checkbox"/> EXTRA FOR INOX ANODIZED VERSION	250
			<input checked="" type="checkbox"/> INOX ANODIZED BAND	50

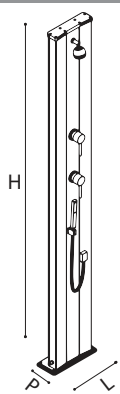
TRADITIONAL SHOWERS

ALUMINUM

MODEL	DIMENSIONS	DESCRIPTION	COLORS	€
DADA S D405 	H 229 P 14 L 34 1 PARCEL KG 19 H 23 P 36 L 232	HOT/COLD MIXER POWDER COATING BODY : ALUMINUM ACCESSORIES : CHROMED	STANDARD <input type="checkbox"/> ANTHRACITE <input type="checkbox"/> SAND <input type="checkbox"/> GREEN <input type="checkbox"/> BLUE	900 900 250 50
			UPON REQUEST WITHOUT EXTRA COSTS <input type="checkbox"/> VIOLET <input type="checkbox"/> ORANGE <input type="checkbox"/> CHERRY <input type="checkbox"/> FUXIA	
			SPECIAL FINISHING	
			<input type="checkbox"/> EXTRA FOR INOX ANODIZED VERSION	
			<input type="checkbox"/> INOX ANODIZED BAND	

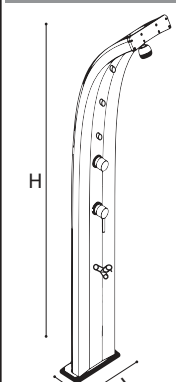
DADA S D425 	H 229 P 14 L 34 1 PARCEL KG 20 H 23 P 36 L 232	HOT/COLD MIXER FOOT WASHER POWDER COATING BODY : ALUMINUM ACCESSORIES : CHROMED	STANDARD <input type="checkbox"/> ANTHRACITE <input type="checkbox"/> SAND <input type="checkbox"/> GREEN <input type="checkbox"/> BLUE	950 950 250 50
			UPON REQUEST WITHOUT EXTRA COSTS <input type="checkbox"/> VIOLET <input type="checkbox"/> ORANGE <input type="checkbox"/> CHERRY <input type="checkbox"/> FUXIA	
			SPECIAL FINISHING	
			<input type="checkbox"/> EXTRA FOR INOX ANODIZED VERSION	
			<input type="checkbox"/> INOX ANODIZED BAND	

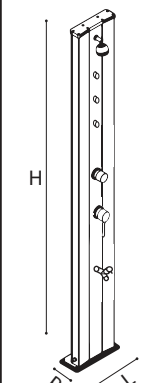
DADA S D435 	H 229 P 14 L 34 1 PARCEL KG 20 H 23 P 36 L 232	HOT/COLD MIXER FOOT WASHER TEMPORIZED MIXER POWDER COATING BODY : ALUMINUM ACCESSORIES : CHROMED	STANDARD <input type="checkbox"/> ANTHRACITE <input type="checkbox"/> SAND <input type="checkbox"/> GREEN <input type="checkbox"/> BLUE	1100 1100 250 50
			UPON REQUEST WITHOUT EXTRA COSTS <input type="checkbox"/> VIOLET <input type="checkbox"/> ORANGE <input type="checkbox"/> CHERRY <input type="checkbox"/> FUXIA	
			SPECIAL FINISHING	
			<input type="checkbox"/> EXTRA FOR INOX ANODIZED VERSION	
			<input type="checkbox"/> INOX ANODIZED BAND	

DADA S D445 	H 229 P 14 L 34 1 PARCEL KG 20 H 23 P 36 L 232	HOT/COLD MIXER DIVERTER HAND SHOWER POWDER COATING BODY : ALUMINUM ACCESSORIES : CHROMED	STANDARD <input type="checkbox"/> ANTHRACITE <input type="checkbox"/> SAND <input type="checkbox"/> GREEN <input type="checkbox"/> BLUE	1150 1150 250 50
			UPON REQUEST WITHOUT EXTRA COSTS <input type="checkbox"/> VIOLET <input type="checkbox"/> ORANGE <input type="checkbox"/> CHERRY <input type="checkbox"/> FUXIA	
			SPECIAL FINISHING	
			<input type="checkbox"/> EXTRA FOR INOX ANODIZED VERSION	
			<input type="checkbox"/> INOX ANODIZED BAND	

TRADITIONAL SHOWERS









ALUMINUM

MODEL	DIMENSIONS	DESCRIPTION	COLORS	€
DADA D355 	H 225 P 14 L 34 1 PARCEL KG 22 H 43 P 35 L 230	<input type="checkbox"/> HOT/COLD MIXER <input type="checkbox"/> FOOT WASHER <input type="checkbox"/> <input type="checkbox"/> <input type="checkbox"/> NEBULIZERS POWDER COATING BODY : ALUMINUM ACCESSORIES : CHROMED	STANDARD <input type="checkbox"/> ANTHRACITE <input type="checkbox"/> SAND <input type="checkbox"/> GREEN <input type="checkbox"/> BLUE	1.300
			UPON REQUEST WITHOUT EXTRA COSTS <input type="checkbox"/> VIOLET <input type="checkbox"/> ORANGE <input type="checkbox"/> CHERRY <input type="checkbox"/> FUXIA	1.300
			SPECIAL FINISHING <input type="checkbox"/> EXTRA FOR INOX ANODIZED VERSION	250
			<input type="checkbox"/> INOX ANODIZED BAND	50


DADA S D455 	H 229 P 14 L 34 1 PARCEL KG 20 H 23 P 36 L 232	<input type="checkbox"/> HOT/COLD MIXER <input type="checkbox"/> FOOT WASHER <input type="checkbox"/> <input type="checkbox"/> <input type="checkbox"/> NEBULIZERS POWDER COATING BODY : ALUMINUM ACCESSORIES : CHROMED	STANDARD <input type="checkbox"/> ANTHRACITE <input type="checkbox"/> SAND <input type="checkbox"/> GREEN <input type="checkbox"/> BLUE	1250
			UPON REQUEST WITHOUT EXTRA COSTS <input type="checkbox"/> VIOLET <input type="checkbox"/> ORANGE <input type="checkbox"/> CHERRY <input type="checkbox"/> FUXIA	1250
			SPECIAL FINISHING <input type="checkbox"/> EXTRA FOR INOX ANODIZED VERSION	250
			<input type="checkbox"/> INOX ANODIZED BAND	50

GENERAL INFORMATION


FOR THE COLORS PLEASE MAKE REFERENCE APPROXIMATELY TO RAL

 7016 ANTHRACITE	 4005 VIOLET	 2009 ORANGE	 3027 CHERRY	 6016 GREEN	 4003 FUXIA	 9001 SAND	 5012 BLUE
---	---	---	---	--	--	---	---

INSERTS

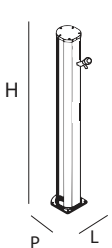
 INOX ANODIZED BAND

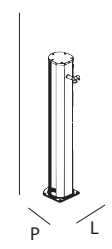
SPECIAL FINISHING

 INOX ANODIZED VERSION

TRADITIONAL SHOWERS









ALUMINUM

MODEL	DIMENSIONS	DESCRIPTION	COLORS	€
JOLLY FONTANA A695 	H 115 P 16.5 L 15.5 1 PARCEL KG 7 H 21 P 29 L 118	<input checked="" type="checkbox"/> TAP WITH GARDEN PUMP INLET <input type="checkbox"/> <input type="checkbox"/> <input type="checkbox"/> <input type="checkbox"/> POWDER COATING BODY: ALUMINUM ACCESSORIES: CHROMED	STANDARD <input type="checkbox"/> ANTHRACITE <input type="checkbox"/> SAND <input type="checkbox"/> GREEN <input type="checkbox"/> BLUE REQUEST WITHOUT EXTRA COST <input type="checkbox"/> VIOLET <input type="checkbox"/> ORANGE <input type="checkbox"/> CHERRY <input type="checkbox"/> FUXIA	180 180


JOLLY LAVAPIEDI A685 	H 85 P 16.5 L 15.5 1 PARCEL KG 5 H 21 P 29 L 118	<input checked="" type="checkbox"/> FOOT WASHER (TEMPORIZED) <input type="checkbox"/> <input type="checkbox"/> <input type="checkbox"/> <input type="checkbox"/> POWDER COATING BODY: ALUMINUM ACCESSORIES: CHROMED	STANDARD <input type="checkbox"/> ANTHRACITE <input type="checkbox"/> SAND <input type="checkbox"/> GREEN <input type="checkbox"/> BLUE REQUEST WITHOUT EXTRA COST <input type="checkbox"/> VIOLET <input type="checkbox"/> ORANGE <input type="checkbox"/> CHERRY <input type="checkbox"/> FUXIA	180 180
---	---	--	--	----------------

GENERAL INFORMATION


FOR THE COLORS PLEASE MAKE REFERENCE APPROXIMATELY TO RAL

							
7016 ANTHRACITE	4005 VIOLET	2009 ORANGE	3027 CHERRY	6016 GREEN	4003 FUXIA	9001 SABBIA	5012 BLUE

INSERTS

 INOX ANODIZED BAND


SPECIAL FINISHING

 INOX PAINTING

BE A COLOR

PIATTI DOCCIA





**COMPLEMENTS
& ACCESSORIES**

ARKEMA
DESIGN
MADE IN ITALY



SHOWER BASE IN POLYETHYLENE

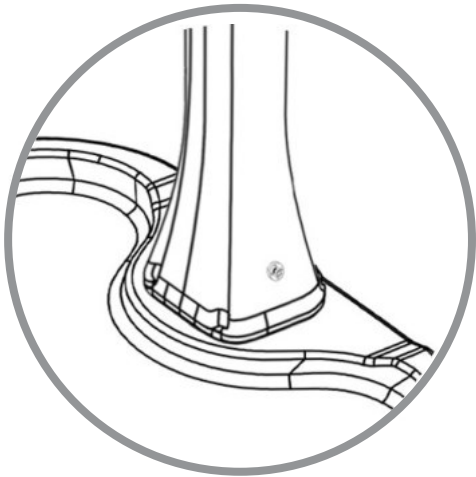


Usable with
all models

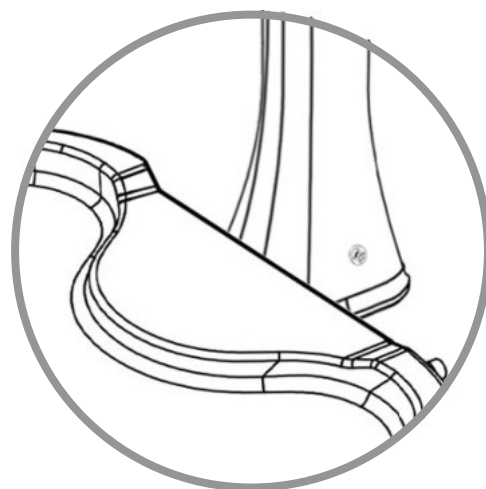
SHOWER BASE LAKE D108
SELF SUPPORTING



SHOWER BASE LAKE D108
NEXT TO THE SHOWER

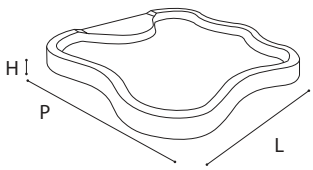


- Self supporting
- Usable with showers
 - HAPPY
 - HAPPY FIVE
 - HAPPY BEACH
 - JOLLY
 - JOLLY S
 - JOLLY GO
 - JOLLY PLUS
 - FUNNY












- Next to the shower
- Usable with all our models

SHOWER BASES

MODEL	DIMENSIONS	DESCRIPTION	COLORS	€
SHOWER BASE D108 	H 9 P 107 L 103	SHOWER BASE LAKE 1 PARCEL KG 17 H 11 P 108 L 105	STANDARD <input type="checkbox"/> ANTHRACITE <input type="checkbox"/> WHITE <input type="checkbox"/> GREEN UPON REQUEST WITHOUT EXTRA COST <input type="checkbox"/> VIOLET <input type="checkbox"/> ORANGE <input type="checkbox"/> CHERRY <input type="checkbox"/> FUXIA <input type="checkbox"/> BLUE	210 210
	MASS-COLOURED BODY: POLIETILENE HD ACCESSORIES: CHROMED			

GENERAL INFORMATION

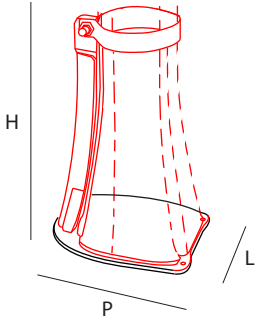
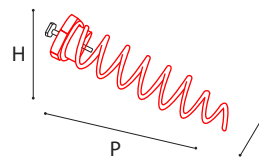
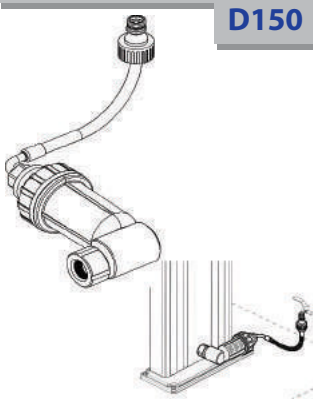
FOR THE COLORS PLEASE MAKE REFERENCE APPROXIMATELY TO RAL

								
7016 ANTHRACITE	4005 VIOLET	2009 ORANGE	3027 CHERRY	6016 GREEN	6018 LIGHT GREEN	4003 FUXIA	9001 SAND	5002 BLUE

INSERTS

SPECIAL FINISHING



ACCESSORIES

MODEL	DIMENSIONS	DESCRIPTION	COLORS	€
CLAMPING SYSTEM D120 	H P L 40 26,5 19 1 PARCEL H P L 41 27 20	VANDAL-PROOF ANTI-THEFT CLAMPING SYSTEM ALUMINIUM	<input type="checkbox"/> <input type="checkbox"/> <input type="checkbox"/> <input type="checkbox"/> <input type="checkbox"/> <input type="checkbox"/> <input type="checkbox"/> <input type="checkbox"/>	60
SCREW-BASED FASTENING SYSTEM D125 	H P L 5 22 5 1 PARCEL H P L 6 23 6	SCREW-BASED FASTENING SYSTEM WITH WRENCH (32) FOR ALL MODELS SUITABLE FOR SAND AND MEADOW ALUMINIUM	<input type="checkbox"/> <input type="checkbox"/> <input type="checkbox"/> <input type="checkbox"/> <input type="checkbox"/> <input type="checkbox"/> <input type="checkbox"/> <input type="checkbox"/>	18
ANTI LIMESCALE FILTER D150 	H L 12,5 6,5	FOR ALUMINIUM MODELS WITH HOSES FLEXIBLE	<input type="checkbox"/> <input type="checkbox"/> <input type="checkbox"/> <input type="checkbox"/> <input type="checkbox"/> <input type="checkbox"/> <input type="checkbox"/> <input type="checkbox"/>	28

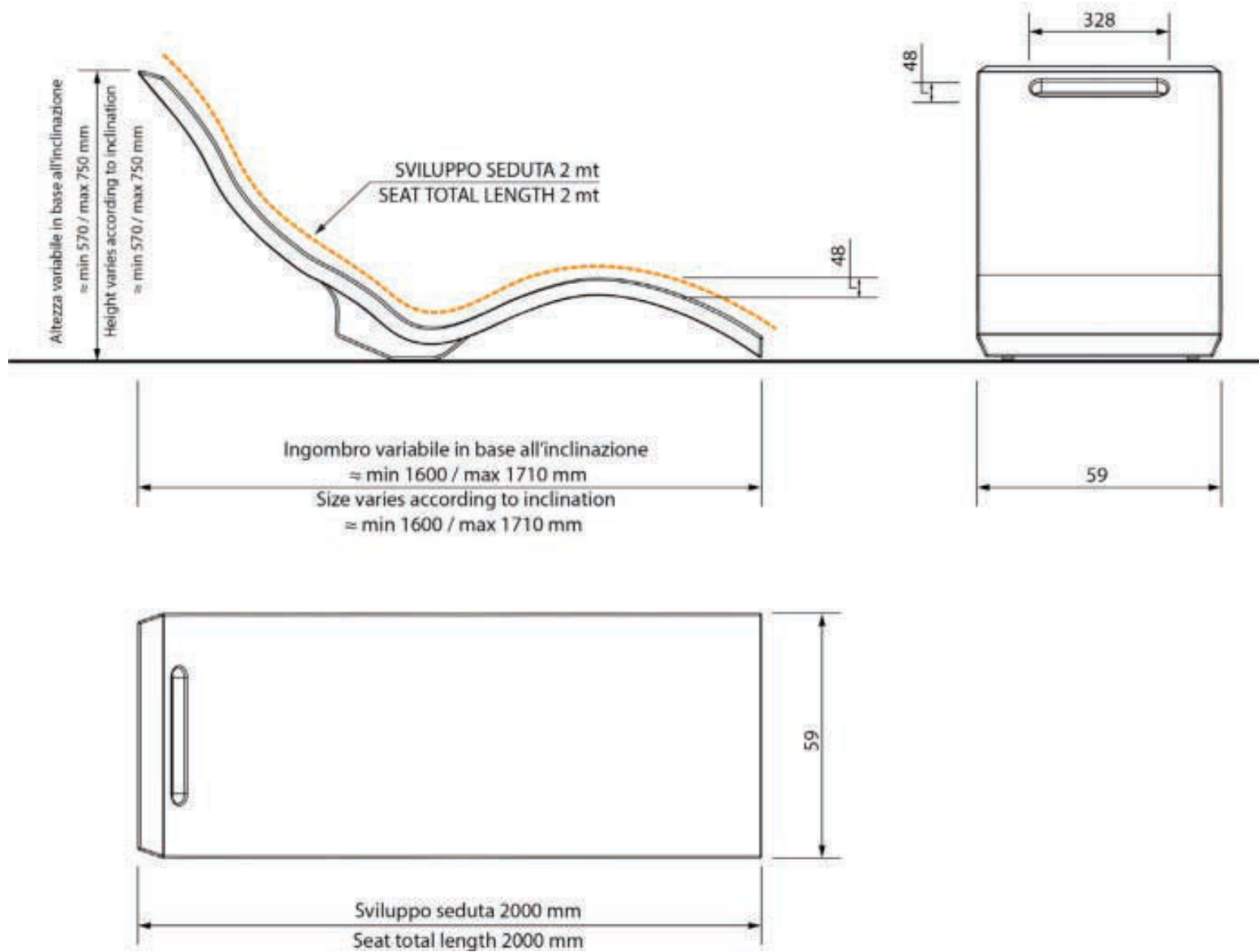
SERENDIPITY[®]
CHAISE



SERENDIPITY®
CHAISE



MISURE / DIMENSIONS



SERENDIPITY[®] CHAISE



DESCRIZIONE

Chaise Longue in polietilene dalla superficie in effetto stone.

Le imperfezioni sono volute per conferire all'oggetto un effetto stone più naturale, con il vantaggio che utilizzandola non si ha l'effetto ventosa, grazie a una micro circolazione dell'aria data dall'effetto della superficie.

La scocca è volutamente morbida e flessibile, per un più confortevole relax.

Può essere utilizzata anche senza l'uso di un telo.

La sua forma ergonomica consente di assumere posture corrette.

Resistente agli UV - alla salsedine - all'umidità.

Garanzia di 2 anni sui difetti di fabbrica.

Resi franco fabbrica.



DESCRIPTION

Chaise Longue in polyethylene with stone effect

The imperfections are designed to give the object a more natural stone effect, with advantage that who is using has no suction effect on it, thanks to a micro circulation air on the surface.

Resistant from UV - Dirt - Humidity.

The body is deliberately soft and flexible to make it comfortable to use.

Even without the use of a towel.

Its ergonomic shape allows you to have a correct posture.

It can also be used without the use of a towel.

2-year warranty on factory defects.

Returns ex works.



DESCRIPTION

Chaise longue en polyéthylène, avec surface effect en pierre.

Les imperfections sont conçues pour donner à l'objet un effet pierre le plus naturel possible, ayant l'avantage pendant l'utilisation, vous n'avez pas l'effet d'aspiration, grâce à une micro circulation de l'air, donnée par l'effet de la surface.

La coque est délibérément douce et flexible, pour un relax plus confortable.

Il peut également être utilisé sans l'utilisation d'une serviette.

Sa forme ergonomique vous permet de prendre des postures correctes.

Résistant aux UV - à la saleté - humidité.

Garantie 2 ans sur les défauts de fabrication.

Retours ex-works.



DESCRIPCIÓN

Chaise longue en polietileno con la superficie efecto piedra.

Las imperfecciones se han diseñado para dar al objeto un efecto de piedra más natural, con la ventaja de que su uso no obtiene el efecto de succión, gracias a una circulación de aire micro que está dada por el efecto de la superficie.

La carcasa es deliberadamente suave y flexible, para una relajación más cómoda.

También puede ser utilizado sin el uso de una toalla.

Su forma ergonómica permite tomar en posturas correctas.


UV resistente - a la suciedad - Humedad.

2 años de garantía en defectos de fabricación.

2 años de garantía en defectos de fabricación.

Hecho franco fábrica.

S010



S110



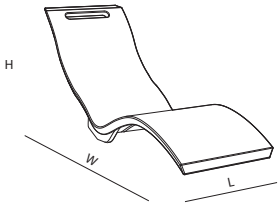
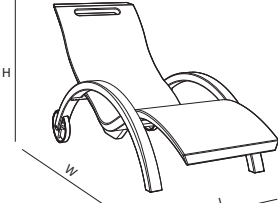

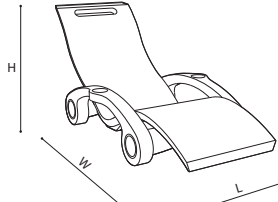
S 130



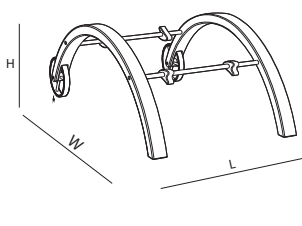
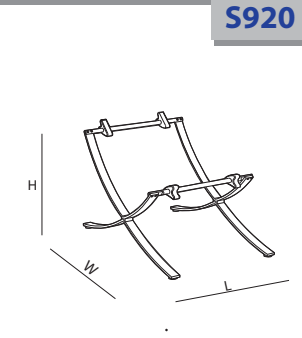
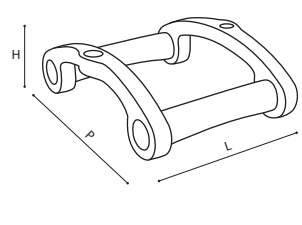
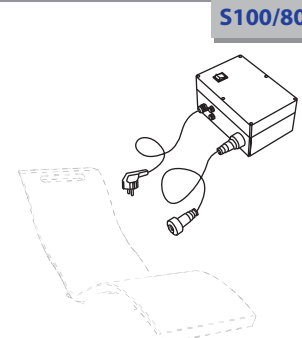
S 120




SERENDIPITY® CHAISE

MODEL	DIMENSION	CHARACTERISTICS	COLOURS	€
SERENDIPITY® CHAISE S010 	H 70 W 169 L 59 SEAT TOTAL LENGTH MTL 2 DIMENSIONS AND WEIGHT OF THE PARCEL KG 15 SEAT H W L 42 182 62	<input type="checkbox"/> SEAT IN 100% POLYETHYLENE HD STONE EFFECT	MASS COLOURED <input type="checkbox"/> ANTHRACITE <input type="checkbox"/> WHITE <input type="checkbox"/> GREEN <input type="checkbox"/> BLUE <input type="checkbox"/> VIOLET <input type="checkbox"/> ORANGE <input type="checkbox"/> CHERRY <input type="checkbox"/> FUXIA	250
N.B. USABLE WITHOUT ANY SUPPORT AND ADAPTABLE ALSO TO THE OPTIONAL SUPPORTS (ART. S910 - S920 - S930)				
SERENDIPITY® OUTDOOR S110 	H min. 69 / max 100 W min. 144 / max 171 L 59 SEAT TOTAL LENGTH MTL 2 DIMENSIONS AND WEIGHT OF THE PARCEL KG 20 SEAT H W L 42 182 62 SUPPORT H W L 48 126 16	<input type="checkbox"/> SEAT IN 100% POLYETHYLENE HD STONE EFFECT <input type="checkbox"/> ARMS ARMS IN POLYETHYLENE WITH WHEELS IN ALUMINUM RUBBERED	MASS COLOURED <input type="checkbox"/> ANTHRACITE <input type="checkbox"/> WHITE <input type="checkbox"/> GREEN <input type="checkbox"/> BLUE <input type="checkbox"/> VIOLET <input type="checkbox"/> ORANGE <input type="checkbox"/> CHERRY <input type="checkbox"/> FUXIA	500
SERENDIPITY® INDOOR S120 	H min. 69 / max 100 W min. 144 / max 171 L 59 SEAT TOTAL LENGTH MTL 2 DIMENSIONS AND WEIGHT OF THE PARCEL KG 22 SEAT H W L 42 182 62 SUPPORT H W L 48 126 16	<input type="checkbox"/> SEAT IN 100% POLYETHYLENE HD STONE EFFECT <input type="checkbox"/> LEGS IN LUCID CHROMED ALUMINUM ADJUSTABLE	MASS COLOURED <input type="checkbox"/> ANTHRACITE <input type="checkbox"/> WHITE <input type="checkbox"/> GREEN <input type="checkbox"/> BLUE <input type="checkbox"/> VIOLET <input type="checkbox"/> ORANGE <input type="checkbox"/> CHERRY <input type="checkbox"/> FUXIA	500
SERENDIPITY® FLOATING S130 	H 74 W 169 L 84 SEAT TOTAL LENGTH MTL 2 DIMENSIONS AND WEIGHT OF THE PARCEL KG 15 SEAT H W L 42 182 62 SUPPORT H W L 34 98 37	<input type="checkbox"/> SEAT IN 100% POLYETHYLENE HD STONE EFFECT <input type="checkbox"/> ARMS FLOATING ARMS IN POLYETHYLENE WITH BOTTLE HOLDER	MASS COLOURED <input type="checkbox"/> ANTHRACITE <input type="checkbox"/> WHITE <input type="checkbox"/> GREEN <input type="checkbox"/> BLUE <input type="checkbox"/> VIOLET <input type="checkbox"/> ORANGE <input type="checkbox"/> CHERRY <input type="checkbox"/> FUXIA	500

SERENDIPITY® CHAISE OPTIONAL


MODEL	DIMENSION	CHARACTERISTICS	COLOURS	€
SUPPORT FOR OUTDOOR S910 	H 47 W 129 L 75 DIMENSIONS AND WEIGHT OF THE PARCEL KG 5 SUPPORT H W L 48 126 16	<input type="checkbox"/> ARMS ARMS IN POLYETHYLENE WITH WHEELS IN ALUMINUM RUBBERED	MASS COLOURED <input type="checkbox"/> ANTHRACITE <input type="checkbox"/> WHITE <input type="checkbox"/> GREEN <input type="checkbox"/> BLUE <input type="checkbox"/> VIOLET <input type="checkbox"/> ORANGE <input type="checkbox"/> CHERRY <input type="checkbox"/> FUXIA	250
SUPPORT FOR INDOOR S920 	H 54 W 94 L 58 DIMENSIONS AND WEIGHT OF THE PARCEL KG 7 SUPPORT H W L 48 126 16	<input type="checkbox"/> LEGS IN LUCID CHROMED ALUMINUM ADJUSTABLE	<input type="checkbox"/> <input type="checkbox"/> <input type="checkbox"/> <input type="checkbox"/> <input type="checkbox"/> <input type="checkbox"/> <input type="checkbox"/> <input type="checkbox"/>	250
SUPPORT FOR FLOATING VERSION S930 	H 33 W 101 L 84 DIMENSIONS AND WEIGHT OF THE PARCEL KG 15 SUPPORT H W L 35 103 39	<input type="checkbox"/> ARMS FLOATING ARMS IN POLYETHYLENE WITH BOTTLE HOLDER	MASS COLOURED <input type="checkbox"/> ANTHRACITE <input type="checkbox"/> WHITE <input type="checkbox"/> GREEN <input type="checkbox"/> BLUE <input type="checkbox"/> VIOLET <input type="checkbox"/> ORANGE <input type="checkbox"/> CHERRY <input type="checkbox"/> FUXIA	250
SERENDIPITY® HYBRIDA S100/80 	H - W - L - TRANSFORMER PACKAGE H W L - - -	<input type="checkbox"/> HYBRIDA HEATED HEATED WITH INFRARED EQUIPPED WITH A 24VOLT/300 WATT TRANSFORMER WITH TEMPERATURE ADJUSTER FROM 0° TO 41°	<input type="checkbox"/> <input type="checkbox"/> <input type="checkbox"/> <input type="checkbox"/> <input type="checkbox"/> <input type="checkbox"/> <input type="checkbox"/> <input type="checkbox"/> HYBRIDA VERSION SUPPLEMENT	300
<p>N.B. THE HYBRIDA VERSION AVAILABLE FOR THE MODELS: S010 - S110 - S120 - HAS TO BE REQUESTED AT THE ORDER</p> <p>THE HYBRIDA VERSION CANNOT BE PUT INTO WATER</p>				

SERENDIPITY[®] CHAISE

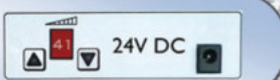




SERENDIPITY®
PROJECT & DESIGN
Jean Rusconi



HYBRIDA





CONDIZIONI GENERALI DI VENDITA

Le presenti Condizioni Generali di Vendita si applicano a tutti gli ordini accettati da Arkema srl.

Condizioni difformi da quelle qui contenute saranno valide solo se redatte in forma scritta.

Nessun ordine sarà considerato accettato fino a quando lo stesso non sarà confermato mediante conferma emessa dal fornitore.

I rischi legati alla merce in viaggio sono a totale carico del committente pur nella condizione di vendita "porto franco".

Eventuali reclami sulle quantità dovranno essere contestati allo spedizioniere all'atto del ricevimento della merce, che siano presenti o meno tracce d'effrazione sull'imballo.

Ogni reclamo sulla qualità della merce dovrà esserci comunicato entro e non oltre otto giorni dal ricevimento della merce, mediante fax o e-mail

Verrà sostituito quel materiale che, reso franco nostro domicilio, venga da noi ritenuto difettoso. Il reso del materiale deve essere

in ogni caso espressamente autorizzato ed il reclamo deve essere inviato entro i termini di legge dalla data della fattura di vendita.

La garanzia è limitata al costo dei particolari difettosi, con esclusione di qualsiasi indennizzo per i danni subiti in conseguenza del reclamo.

I prezzi si intendono per merce resa franco nostro magazzino.

L'azienda si riserva la facoltà di modificare i prezzi qualora sopravvengano variazioni nei costi di produzione.

Il pagamento deve avvenire nei termini e forme pattuite e per l'intero importo della fattura; non sono pertanto ammessi sconti o detrazioni a qualsivoglia titolo.

Le immagini e i riferimenti in questo catalogo non sono vincolanti e devono essere considerati a puro titolo indicativo.

Conformità al campione non deve intendersi in senso tassativo, poichè sussistono margini di tolleranza dovuti a variazioni (colori-materiali-misure-litri) causate da fattori ambientali (luce-umidità-ecc.).

Alcuni accessori presenti nelle immagini non sono prodotti dalla ditta e possono subire variazioni.

E' vietata qualsiasi riproduzione, anche parziale, del presente catalogo senza preventiva autorizzazione di Arkema srl.

Arkema srl declina ogni responsabilità per eventuali errori od omissioni relativi a dati ed immagini in esso contenute.

L'azienda si riserva la facoltà di modificare, in qualunque momento e senza preavviso alcuno, le caratteristiche tecniche, dimensionali e di capienza nel presente manuale, al fine di migliorare il prodotto senza pregiudicarne le caratteristiche essenziali.

Per qualsiasi controversia il Foro competente sarà quello di Torino.



GENERAL TERMS OF SALE

These general terms of sale apply to all the orders accepted from Arkema srl. Different conditions are considered valid only if submitted in written form.

The order will be considered as accepted only after the supplier's confirmation.

Delivery risks are totally at the customer's charge, even if the sales conditions are "ex works" cif

Any complaint against good's quantity must be notified to the forwarder at the moment of the good's reception, if the packaging appears to be forced or not.

Every complaint against good's quality must be notified within eight days from good's reception, by fax or e-mail.

Only those parts which are considered faulty from us, will be replaced. Those parts must be sent to our warehouse ex works.

The material may be sent back to our warehouse only after written authorization of the supplier and the complaint must be sent within 60 days after the sales invoice.

Warranty only covers the cost of the faulty part, excluding any further indemnity for damages caused by the complaint.

Our prices are valid for deliveries ex works. We reserve the right to modify the prices, if the manufacturing costs vary.

Payment must be made under the agreed form and terms for the total amount of the invoice; deductions or discounts for any reason are not allowed.

Our parts are original, the pictures and the original references of the catalogue have to be considered just as an indication and are not binding.

Compliance with the sample should not be understood in the exhaustive meaning, as there are tolerances due to changes (colors materials measurements), caused by environmental factors (light moisture, et.)

Any reproduction even partial, of this catalogue without authorization of Arkema srl is forbidden.

Arkema Design is not responsible for mistakes and omissions relating data and pictures and reserves the right to modify without previous notice.

For any dispute the court will be in Turin.



CONDITIONS GENERALES DE VENTE

Les présentes Conditions Générales de Vente s'appliquent à toutes les commandes acceptées par Arkema srl.

Des conditions différentes de celles ici incluses seront valides seulement si rédigées par écrit.

Aucune commande ne sera pas considérée acceptée jusqu'à la confirmation émise par le fournisseur. Les risques concernés à la marchandise en voyage sont totalement à charge de l'acheteur bien que si les conditions de vente sont « franco notre magasin ». Toutes plaintes sur les quantités devront être contestées à l'expéditeur à la réception de la marchandise, qu'ils soient présents ou pas des signes d'effraction sur l'emballage.

Toutes plaintes sur la qualité de la marchandise devront être communiquées entre et pas après huit jours dès la réception de la marchandise, par fax ou par e-mail.

On se remplacera le matériel que, rendu franc notre domicile, nous retenons être défectueux.

Le retour du matériel doit être en tout cas expressément autorisé et la plainte doit être envoyée entre les termes de loi dès la date de la facture de vente.

La garantie est limitée au coût des particuliers défectueux, à exception de toutes indemnités pour les dommages subis par conséquence de la réclamation.

Les prix s'entendent pour la marchandise rendue notre magasin.

La société se réserve la faculté de modifier les prix au cas où on survienne des variations dans les coûts de production.

Le paiement doit être effectué dans les délais et modes convenues et pour le total montant de la facture ; par conséquence remises ou déductions à n'importe quel titre ne sont pas admis.

Les images et les références dans ce catalogue ne sont pas liées et doivent être considérés à simple titre indicatif.

La conformité à l'échantillon ne doit pas s'entendre en sens taxatif, puisqu'il subsiste des marges de tolérance dus aux variations (couleurs-matériaux-mesures-litres) causés par des facteurs environnementaux (lumière-humidité-etc.).

Certains accessoires dans les images ne sont pas produits par l'entreprise et ils peuvent subir des variations.

Il est interdit toute reproduction, même partielle, de ce catalogue sans autorisation préalable de Arkema srl.

Arkema srl décline toute responsabilité en cas de possibles erreurs ou omissions relatifs a donnés et images y compris.

L'entreprise se réserve la faculté de modifier, en tout moment et sans aucun préavis, les caractéristiques techniques, dimensionnelles et de capacité dans ce catalogue, afin d'améliorer le produit sans compromettre les caractéristiques essentielles.

Pour tout litige le Foire compétent sera celui de Turin.



CONDICIONES GENERALES DE VENTA

Las presentes condiciones generales de venta se aplican a todos los pedidos aceptados por Arkema srl .

Condiciones distintas de las contenidas en el presente documento sólo serán válidas si compiladas por escrito.

Ningun pedido se considerará aceptado hasta la confirmación emitida por el proveedor.

Los riesgos asociados con las mercancías en tránsito, son responsabilidad exclusiva del comprador , también en la condición de venta " con gastos de expedición a nuestro cargo " .

Cualquier queja sobre la cantidad debe ser notificada inmediatamente al transportador a la recepción de la mercancía , tanto en el caso que hay rastros de robo en el embalaje o bien no.

Cualquier queja sobre la calidad de los bienes debe ser notificada a más tardar ocho días a partir de la recepción de las mercancías , por fax o correo electrónico.

El material enviado a nuestro establecimiento con coste de transporte a cargo del cliente y considerado defectuoso será reemplazado .

La devolución del material deberá ser expresamente autorizada en cada caso y la queja debe ser enviada dentro de 60 días a partir de la fecha de la factura de venta . La garantía se limita al costo de las piezas defectuosas , excluyendo cualquier indemnización por daños y perjuicios sufridos como consecuencia de la denuncia.

Los precios indicados son por los bienes entregados con gastos de expedición a cargo del cliente , nos reservamos el derecho de cambiar los precios si cambios en los costos de producción sobrevienen.

El pago debe ser efectuado en los términos y formas acordadas y por el importe total de la factura; por tanto, no se permiten deducciones o rebajas por cualquier motivo.

Nuestros artículos son originales y las imágenes y referencias originales de este catálogo no son vinculantes y deben ser considerados puramente indicativas.

La congruencia con el dibujo no debe entenderse en el sentido exhaustivo, ya que hay tolerancias debidas a los cambios (materiales colores medidas) , causadas por factores ambientales (luz humedad, etc)

Toda reproducción , incluso parcial, de este catálogo sin previa autorización de Arkema srl está prohibida.

Arkema srl no se hace responsable de los errores o omisiones relacionadas con los datos y las imágenes contenidas en el presente documento y se reserva el derecho demodificar sin obligación de aviso.

PROJECT & DESIGN
Jean Rusconi

AUTHORIZED DEALER



ARKEMA DESIGN
Str. Com. da Bertolla all'Abbadia di Stura,199
10156 Torino - ITALY
Tel.+39 011 0864804 +39 011 19236588
commercial@arkemadesign.com www.arkema.it